



GROWING A
High-Grade Oxide
Discovery
IN
Nevada

TSX-V: NKG

2026

OTCQB: NKGFF



Disclaimer

Certain statements in this presentation constitute forward looking information within the meaning of applicable securities laws. These statements relate to future events or Nevada King Gold Corp. (“Nevada King” or “the Company”) future performance, business prospects or opportunities. Any statements that express or involve discussions with respect to predictions, expectations, beliefs, plans, projections, objectives, assumptions or future events or performance (often, but not always, using words or phrases such as “seek”, “anticipate”, “plan”, “continue”, “estimate”, “expect”, “forecast”, “may”, “will”, “project”, “predict”, “potential”, “targeting”, “intend”, “could”, “might”, “should”, “believe”, “outlook” and similar expressions) are not statements of historical fact and may be forward looking information.

Forward looking information in this presentation includes, but is not limited to, statements with respect to the Company’s future plans to acquire additional targets or properties including equity positions with partners, enter into joint venture, earn-in, royalty or streaming structure agreements, or dispose of properties, achieve an income stream which would permit it to pay a dividend on its outstanding shares, the timing and amount of future exploration and expenditures and the possible results of such exploration.

Forward looking information involves known and unknown risks, uncertainties and other factors which may cause the actual results, performance or achievements of the Company to be materially different from any future results, performance or achievements expressed or implied by the forward looking information. Such risks include, among others, the risk that the Company will not be successful in completing additional acquisitions, risks relating to the results of exploration activities and risks relating to the ability of the Company to enter into joint venture, earn-in, royalty or streaming structure agreements, or dispose of properties, future prices of mineral resources; accidents, labor disputes and other risks of the mining industry including continued community and government support of the Company’s projects. The Company believes that the expectations reflected in such forward looking information are reasonable, but no assurance can be given that these expectations will prove to be correct and such forward-looking information should not be unduly relied upon. These statements speak only as of the date of this presentation. The Company does not intend, and does not assume any obligation, to update any forward-looking information except as required by law.

The scientific and technical information in this presentation has been reviewed and approved by Calvin R. Herron, a Qualified Person for purposes of National Instrument 43-101 – Standards of Disclosure for Mineral Projects.

Why Invest in Nevada King Now

+1moz at +1g/t oxide gold resource – one of the highest grade open pit oxide developers.

100% owned district scale, 130km² property in the world's best mining jurisdiction with resource on patented land.

Expedited development pathway with a past producing site and existing infrastructure.

Proven oxide metallurgy with ROM heap leach and conventional milling.

Fully funded drill program on highly prospective mineralized targets underway.

Best in class insider ownership at ~37% with ~C\$45m invested by management and insiders.

Driven and Aligned Management and Board



John Sclodnick
Chief Executive Officer & Director

John Sclodnick has worked in equity research for over a decade, most recently leading the mining equity research team at Desjardins Capital Markets since 2021. Mr. Sclodnick holds a B.A. in Economics and Philosophy from Dalhousie University, and an M.B.A. from the Schulich School of Business where he graduated from the Global Mining Management program.



Jeff Stieber
Chief Financial Officer

Mr. Stieber brings 19 years of expertise in finance, accounting, strategy, and transactions, serving as a senior executive at Hycroft Mining, Klondex Mines, Tahoe Resources, White Pine Precious Metals, and Bendito Resources. He has managed all phases of the mining project lifecycle, from exploration to production and cash flow generation. A Certified Public Accountant in Nevada and a Certified Financial Modeling & Valuation Analyst.



Justin Daley, P.Geo.
Vice President Exploration

Mr. Daley is a professional geologist with over 15 years of mineral exploration experience, including a decade advancing caldera-related gold systems across central Nevada. He completed his M.Sc. at Laurentian University on the evolution and timing of epithermal gold systems and holds a B.Sc. (Hons) in Geology from Queen's University. He has applied AI, machine learning, and modern exploration technologies to drive systematic discovery programs.



Cal Herron, P.Geo.
Exploration Manager

President of Quest Geological Consultants, a geo-consultancy group focused on minerals exploration in North America. Over 40 years experience in the evaluation, design, and management of base and precious metals exploration projects in the United States and Asia. M.A. in Geology from California State University (1981); Professional Geoscientist (P. Geo.) registered in Ontario, Canada with APGO.



Hayden Smith, B.Sc. Geo.
Atlanta Project Manager

University of Utah graduate with over 7 years of exploration geology experience across Nevada and Northern Arizona for precious metals, primarily Gold. Experienced in low-sulfidation, Carlin-type, and near-surface oxide Au deposits at all stages from greenfield early-stage reconnaissance and prospecting to advanced brownfield drill programs and project management.



Nathan Lavertu
Operations Manager

7+ years of experience leading a team in the commercial real estate space with more than \$3.5 billion in multifamily loan approvals. Graduated summa cum laude from The Citadel with a bachelor's degree in business administration with a concentration in accounting. United States Marine Corps Veteran.



Collin Kettell
Founder & Chairman

Mr. Kettell is a seasoned entrepreneur and resource sector leader. He co-founded New Found Gold Corp. in 2016 and Palisades Goldcorp Ltd., a Canadian resource investment firm, in 2013. Additionally, he founded Nevada King Gold Corp., Made in America Gold, and Radio Fuels Resources Corp., showcasing his active role and expertise in the resource industry.



William Hayden
Independent Director

Geologist with over 38 years of experience in mineral exploration, primarily in Africa, South America, and Asia-Pacific. Has held management roles in exploration and mining companies in Australia and globally since 1986. Associated with the Ivanhoe Group since 1994, including Ivanhoe Australia, Ivanhoe Philippines, and Ivanhoe Mines Ltd. Currently a director at Trilogy Metals Inc. and Ivanhoe Mines Ltd. Holds a B.Sc. in Geology from Sierra Nevada University, Nevada, USA.



Michael Doolin
Independent Director

Mr. Doolin, with 35+ years in mining, drove growth as Karora's SVP, increasing throughput from 340,000 to 1.6M tonnes yearly, aiding its merger. As Klondex COO, he raised gold production from 8,000 to 200,000 ounces annually, supporting its acquisition by Hecla. He served as CEO/COO at Silver Elephant Mining, Mill Manager at Great Basin Gold, and Metallurgical Lab Lead at McClelland Labs, showcasing metallurgical and leadership expertise.

The Best Mining Jurisdiction in the World

- Nevada accounted for over 70% of US gold production in 2025, a testament to the vast gold endowment and robust mining ecosystem of the state
- Nevada ranked as the number one mining jurisdiction in the world for both investment attractiveness and policy by the Fraser Institute
- Permitting is getting faster and more transparent with the FAST-41 program, and the BLM is the only permitting agency for Atlanta
- Nevada has been a hotbed for M&A activity recently with new companies entering the state for its clear permitting path and potential for world-class gold deposits.



Several major and mid-tier mining companies have entered Nevada since 2020. This is exactly the environment Nevada King was built for.



NEW ENTRANTS INTO NEVADA SINCE 2020

Atlanta Gold Mine History

- Discovered in the late 19th century and was the site of underground and small-scale surface mining (1905-1966).
- Open pit production (1975-1985) recovered 110,000 oz Au and 800,000 oz Ag from 1.5M tons.
- Over 40,000m of drilling was conducted by Gold Fields, Kinross, and Meadow Bay starting in the 1990s.
- Nevada King purchased 100% of the Atlanta Gold Mine Project in 2018, began exploratory drilling in 2021, and has since drilled over 130,000m.

Infrastructure & Permitting

- Deeded 15-mile electrical power line is operational to the site with private substation.
- Private water well delivers ample water to project.
- Modular crew quarters on-site for exploration and pre-development activity.
- Project is located 15 miles from Highway 93 along county-maintained roads, providing year-round access.
- Historical Atlanta pit and Silver Park pit are located on private (patented) ground; remaining project area covered by a BLM-approved Plan of Operations.

Road to Pioche

Modular Crew Quarters

Power Lines

Geology Office

Core Shack

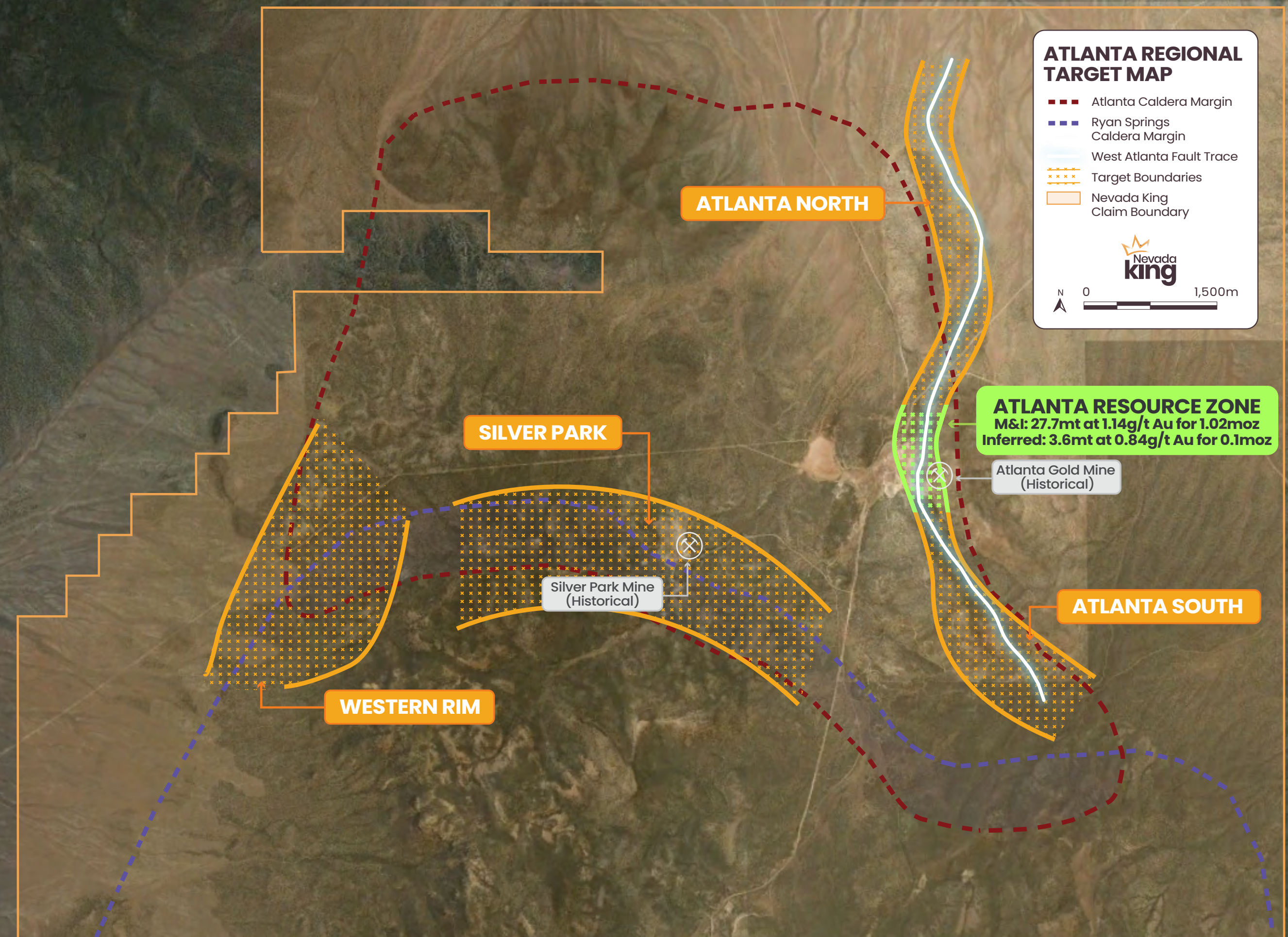
Road to Ely

Atlanta Mine Existing Pit

N

The Atlanta District

- The Atlanta property is 130km² and gold mineralization is found along the rim of the 6km wide Atlanta Caldera.
- The Atlanta Resource Zone (ARZ) is on the eastern margin of the caldera along a series of mineralizing faults with gold occurring within and adjacent to felsic intrusive rocks.
- The best analogue for Atlanta is Round Mountain in Nevada, where 23.6moz Au have been discovered so far. Both are associated with major volcanic events and gold exists along the periphery of a collapsed caldera system that was previously covered by alluvium and volcanic sediments having a similar age of mineralization (see Appendix for more details).



5 Past Producing Gold/Silver Mines on the Property

- We believe in the old adage that the best place to find a gold mine is beside a gold mine.
- All five of these past producing mines are located along the caldera margin and are on high priority exploration targets.



Underground mine shaft at the SPE Extension zone southeast of the historical Silver Park pit.



ATLANTA PIT



The Silver Park open pit on patented ground.



Underground mine shaft at the Western Rim target area.



The Bradshaw shaft at the Atlanta South target area.

Seeing Atlanta's Potential

A Phase I drill program in 2021 identified previously unrecognized high-grade gold starting at the bottom of the Atlanta pit, as well as high-grade gold 560m north of the pit.

This demonstrated a larger footprint for high-grade gold than previously recognized at Atlanta and paved the way for a new geological interpretation (see next slide).

★ **AT21-003**
9.1m of 8.26 g/t Au

New high-grade discovery made 560m north of the Atlanta Pit, significantly increasing the known extent of high-grade mineralization at Atlanta.

★ **AT21-66**
54.9m of 2.62 g/t Au
High-grade interval of
3m of 13.35 g/t Au

A fence of five holes was located at the bottom of the historic Atlanta Pit in an area that had never been drilled, uncovering a thick bed of high-grade oxide gold starting at surface.

★ **AT21-065**
48.8m of 2.32 g/t Au

★ **AT21-064**
64m of 3.35 g/t Au
Including 12.2m of 6.88 g/t Au

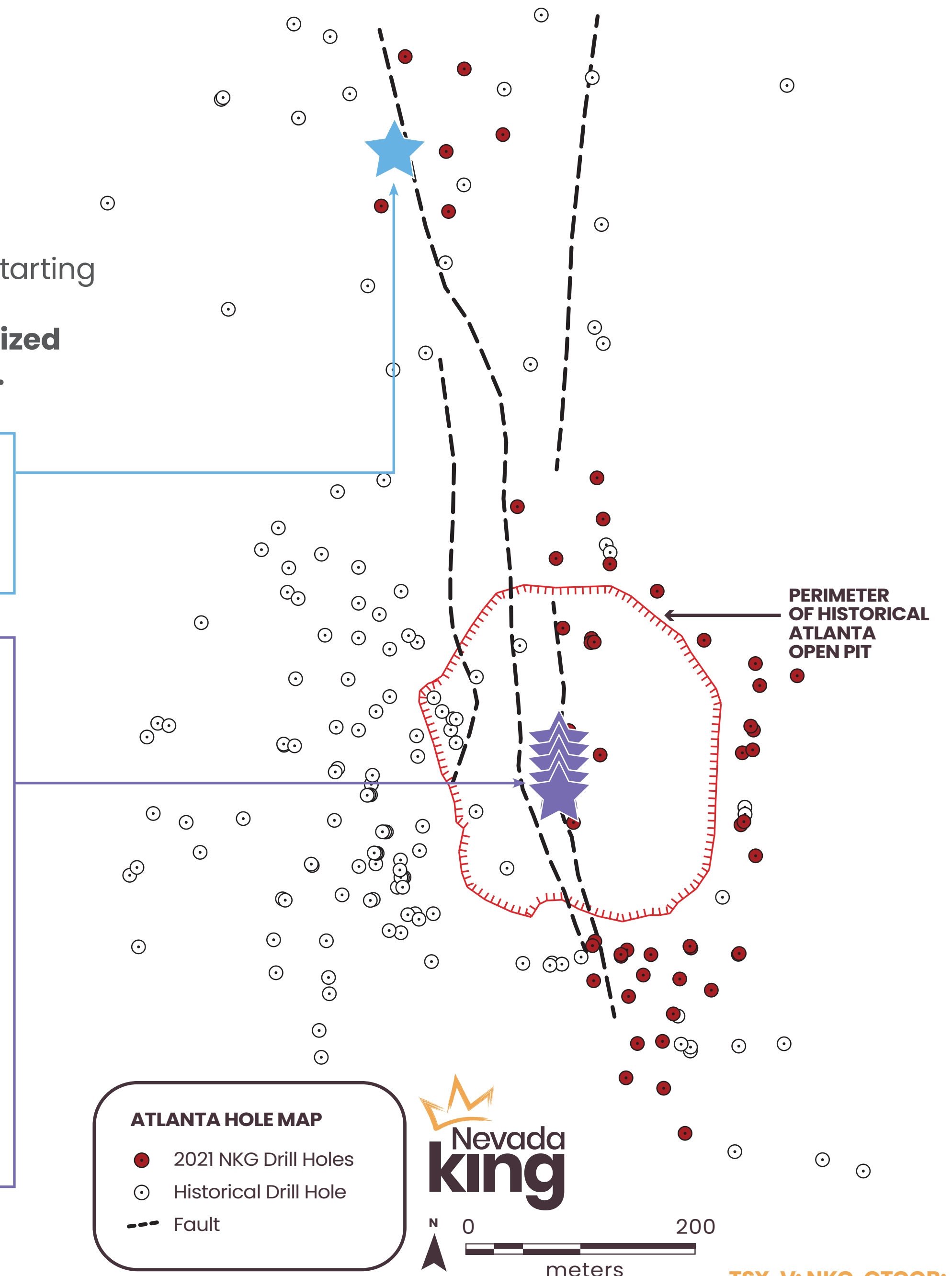
★ **AT21-063**
41.2m of 3.94 g/t Au
Including 9.1m of 9.23 g/t Au

★ **AT21-062**
54.9m of 5.34 g/t Au
Including 10.7m of 11.19 g/t Au

This discovery has significant implications, lowering the strip ratio and increasing overall grade within the existing resource. It also potentially ties together with the high-grade mineralization found in discovery hole AT21-003.

2021 TOTAL DRILLING

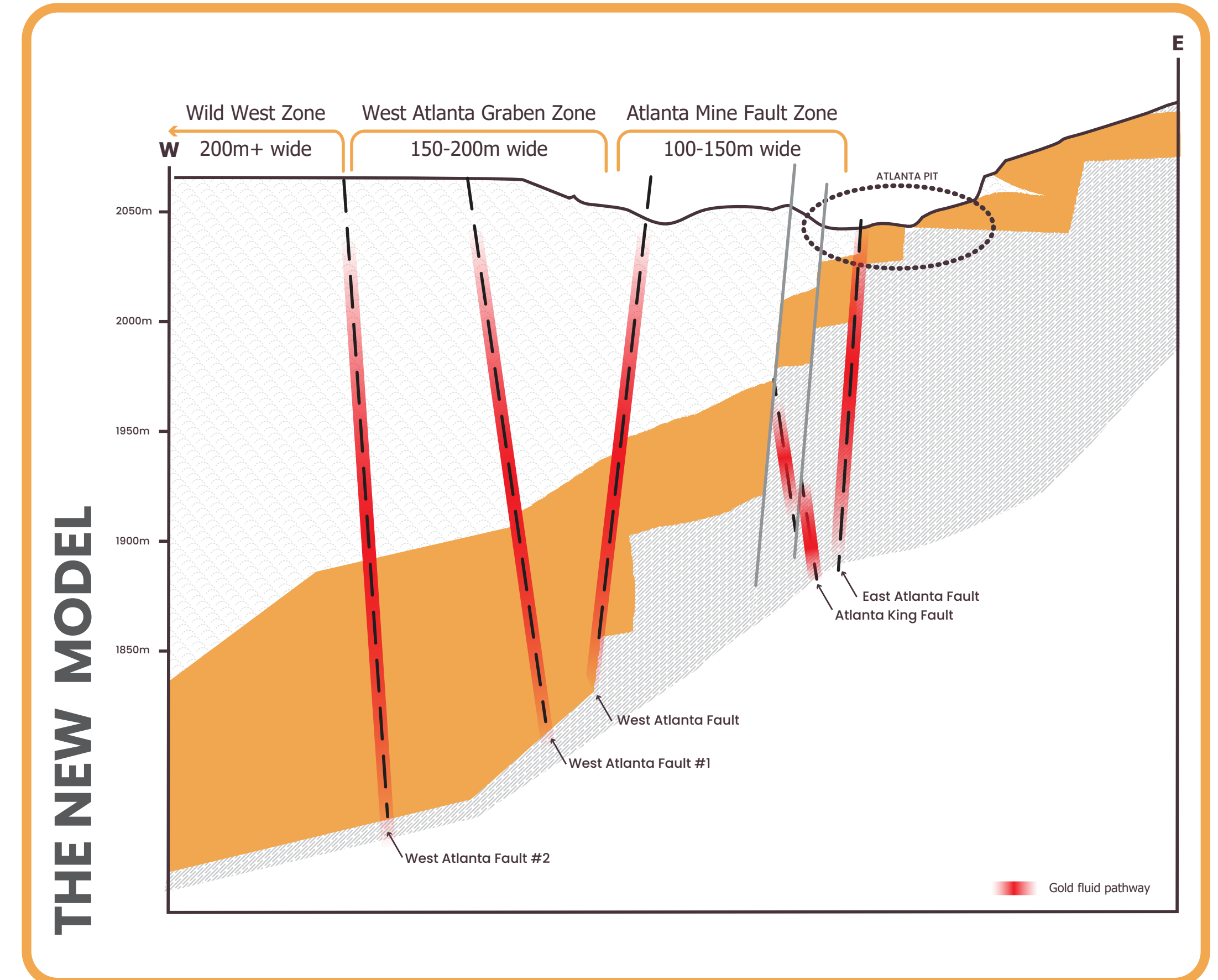
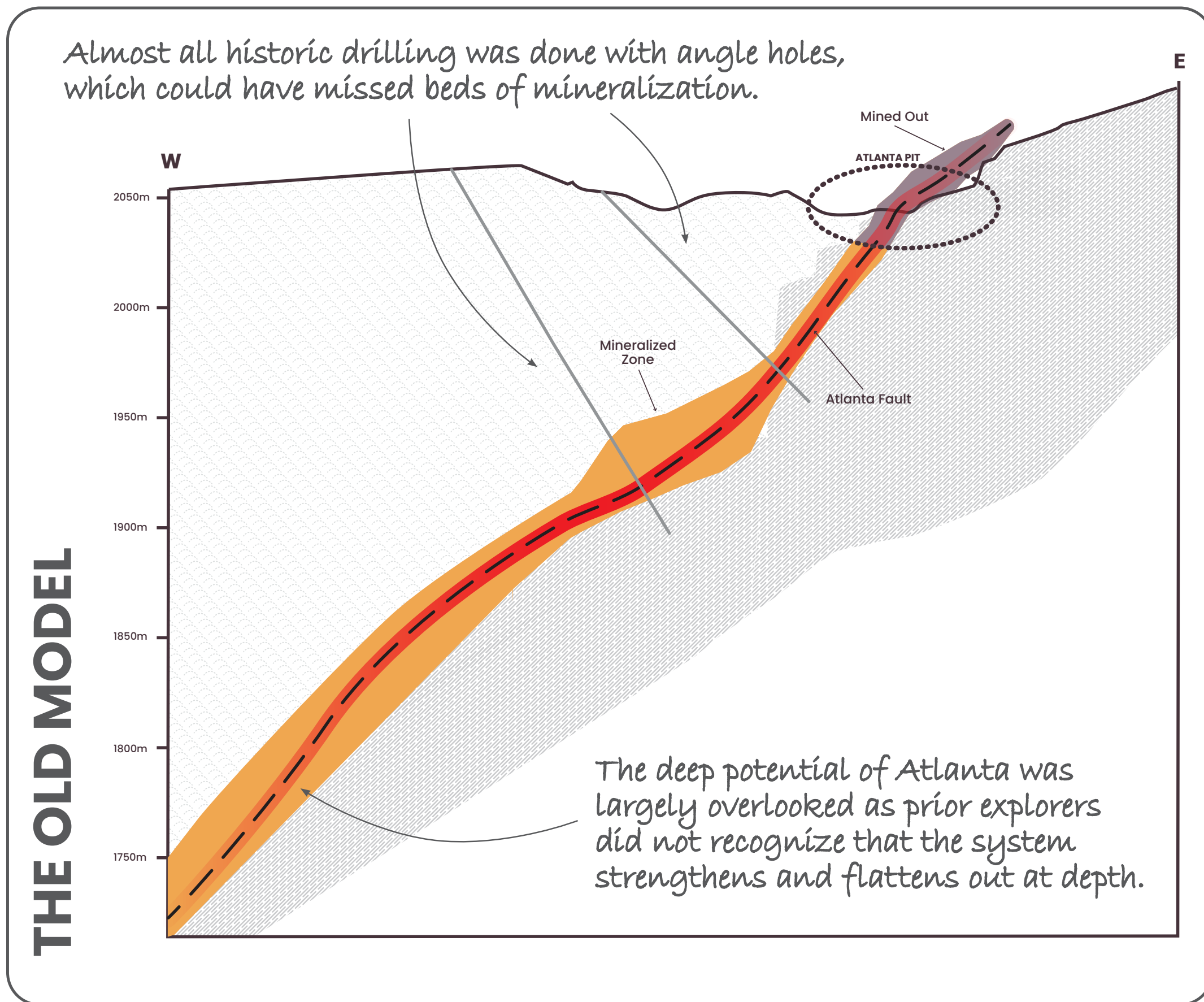
65 RC holes drilled totaling 5,361m | 3 Core tails drilled totaling 183m



A New Interpretation at Atlanta

Prior explorers adhered to a model whereby high-grade gold concentrated along a single 45 degree controlling vein fed by a single fault.

Nevada King's drilling identified step down structures along a braided network of faults that provide multiple plumbing pathways for gold.



More plumbing pathways = More opportunities for gold deposition and higher grades.

Phase II: Infill and Expansion at Atlanta

- With this new interpretation in mind, the Company launched a Phase II drill program (2022-2024) that included ~75,000m of drilling, focusing on infilling the resource area and expanding mineralization in all directions and at depth.
- Drilling identified a network of faults and cross-cutting faults that are responsible for channeling high-grade mineralization up and into mineralized horizons.
- Drilling intercepted high-grade gold mineralization throughout the resource zone and well outside of it. Gold mineralization is found in thick beds that can exceed 150m in true thickness.
- A list of highlight intervals from Phase II can be found on the next slide.



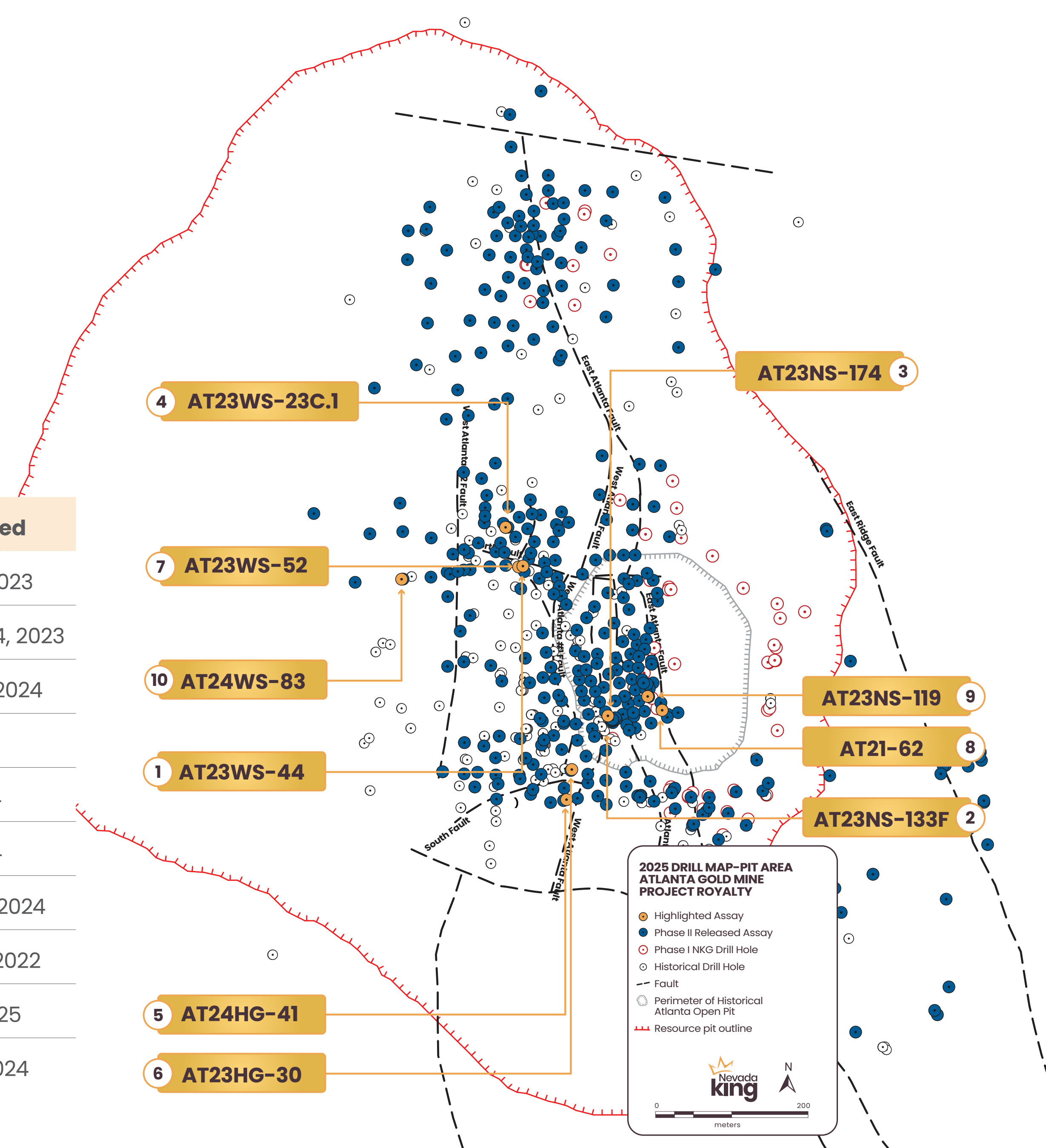
Highlight Intervals

Nevada King has consistently drilled high-grade gold and silver grades over significant intercepts with all drilling in oxide material.

Below are 10 of the most significant intercepts.

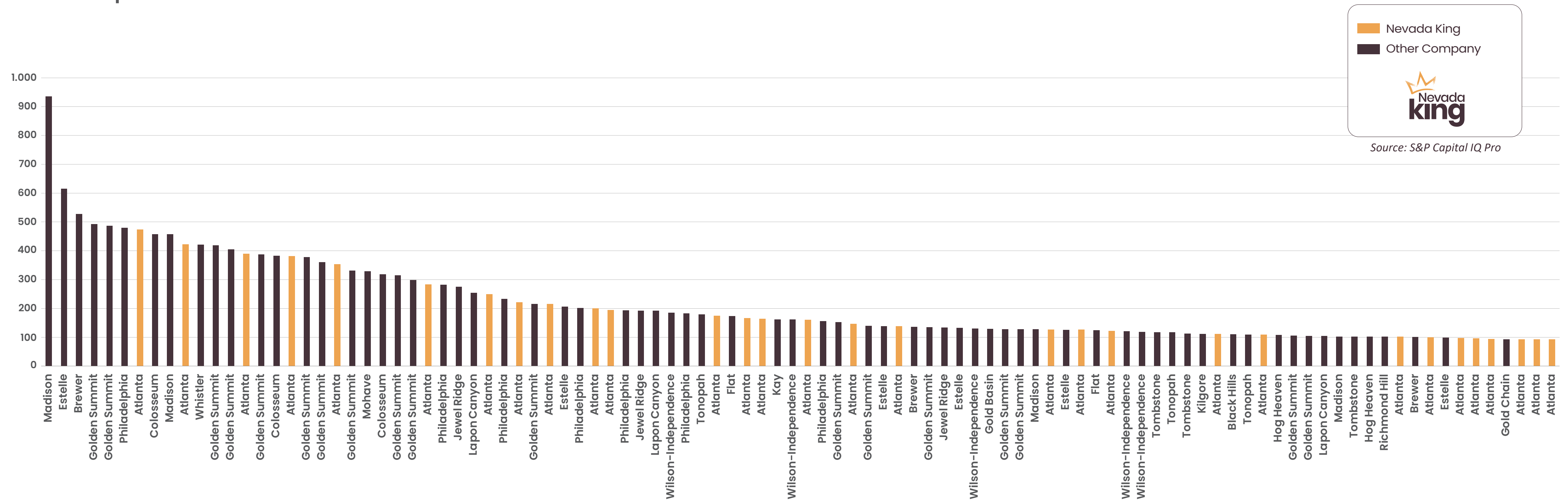
Hole	Highlight Interval	Oxide	Date Released
1 AT23WS-44	11.86g/t AuEq (11.64g/t Au, 17g/t Ag) over 108m	✓	October 2, 2023
2 AT23NS-133F	7.79g/t AuEq (6.55g/t Au, 101g/t Ag) over 82m	✓	November 14, 2023
3 AT23NS-174	8.05g/t AuEq (6.90g/t Au, 94g/t Ag) over 69m	✓	February 6, 2024
4 AT23WS-23C.1	5.13g/t AuEq (4.51g/t Au, 51g/t Ag) over 86m	✓	April 4, 2024
5 AT24HG-41	5.34g/t AuEq (5.14g/t Au, 16g/t Ag) over 69m	✓	July 23, 2024
6 AT23HG-30	3.51g/t AuEq (3.39g/t Au, 10g/t Ag) over 101m	✓	July 20, 2024
7 AT23WS-52	2.57g/t AuEq (2.29g/t Au, 23g/t Ag) over 124m	✓	October 23, 2024
8 AT21-062	5.70g/t AuEq (5.34g/t Au, 29g/t Ag) over 55m	✓	January 12, 2022
9 AT23NS-119	3.12g/t AuEq (2.44g/t Au, 56g/t Ag) over 90m	✓	March 13, 2025
10 AT24WS-83	4.98g/t AuEq (4.67g/t Au, 25g/t Ag) over 43m	✓	August 19, 2024

Note: gold equivalent based on consensus long term prices as of March 18, 2025, of US\$2,200/oz Au and US\$27.00/oz Ag or a 81.5 gold to silver ratio



High-Grade Oxide Results at Atlanta

In 2024 Nevada King released 5 of the top 20, 14 of the top 50, and 30 of the top 100 most significant intervals drilled in the U.S. by a pre-revenue company, the highest concentration of any company in the top 100.



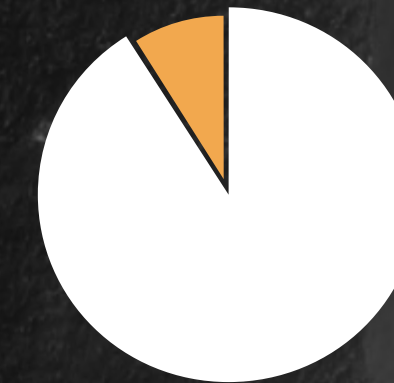
1,020koz oxide M&I at 1.14 g/t Au with high-grade core

2025 Mineral Resource Estimate for the Atlanta Gold Mine Project

	Tonnes	Au g/t	Au oz	Ag g/t	Ag oz	AuEq g/t	AuEq oz
M&I	27,710,300	1.14	1,019,600	9.75	8,687,400	1.20	1,069,700
Inferred	3,638,400	0.84	98,500	2.56	299,500	0.85	99,800

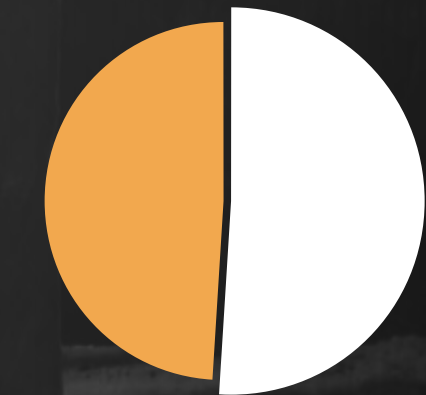
Based on US\$2,200/oz Au and US\$25/oz Ag price assumptions

91% of Ounces in M&I



■ M&I (91%)
■ Inferred (9%)

Equal Heap Leach and Mill Material

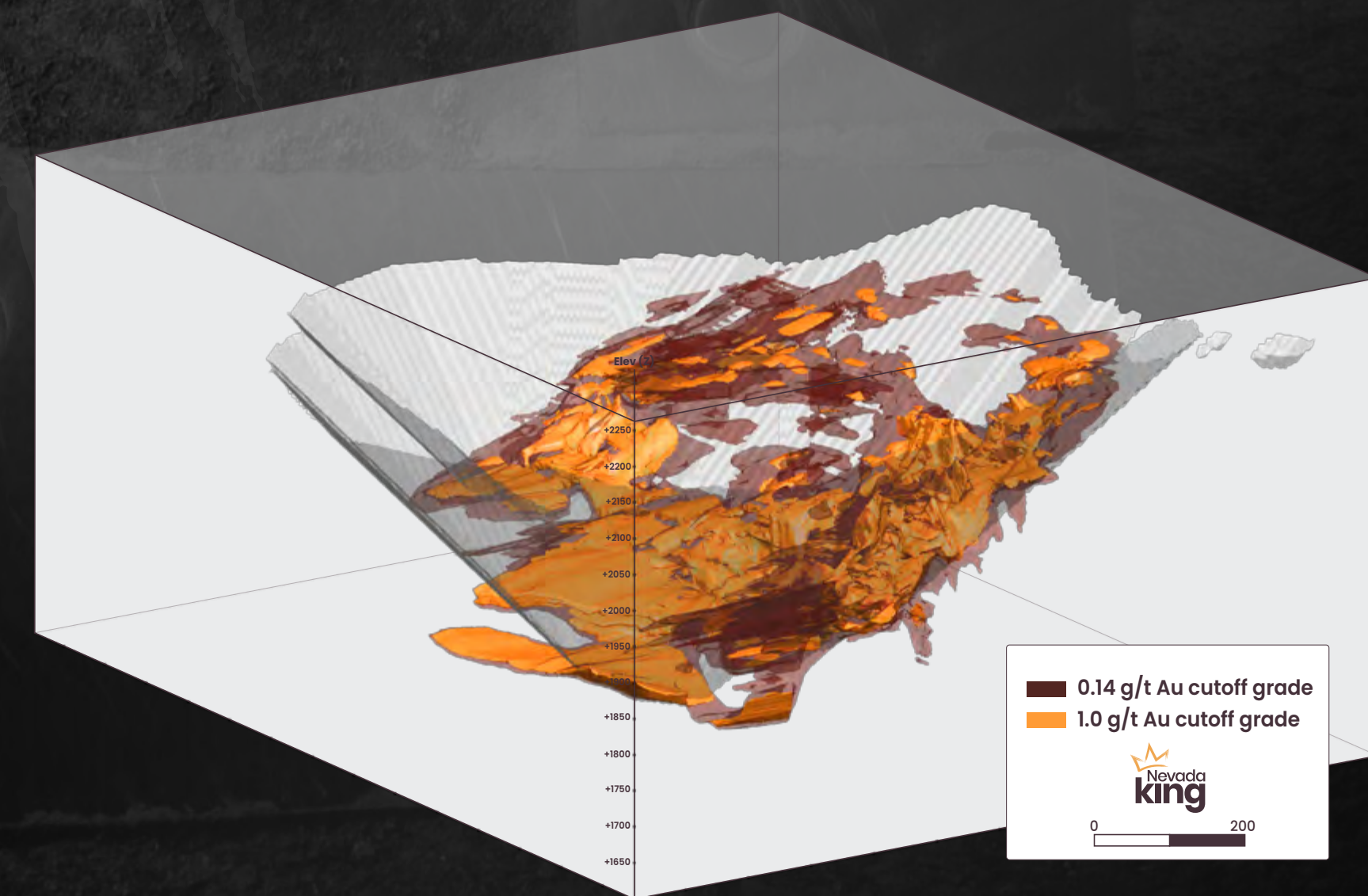


■ Heap Leach Tonnage (51%)
■ Mill Tonnage (49%)

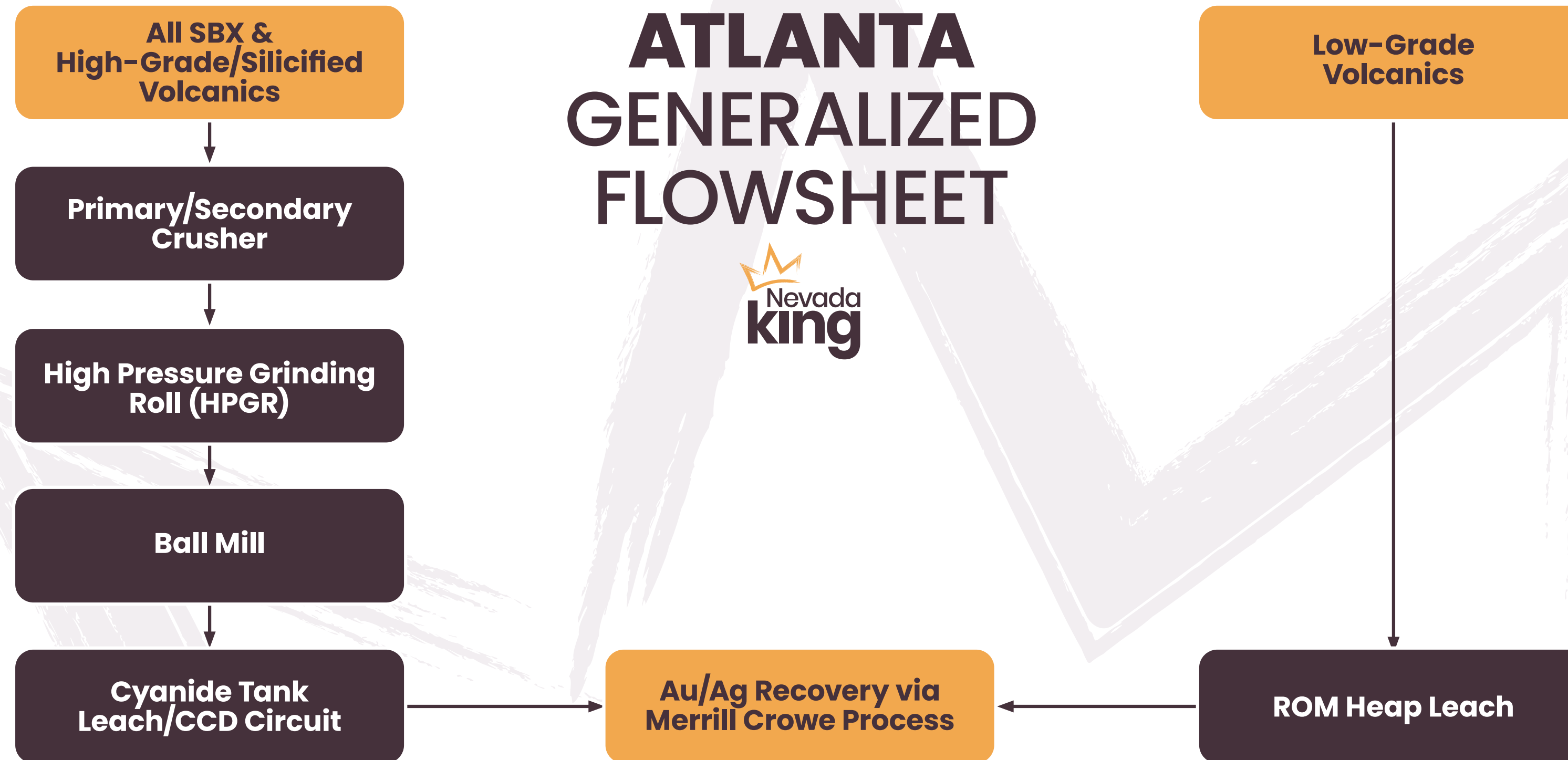
M&I Material in All Processing in All Lithology

COG	AuEq g/t	Tonnes	Au g/t	Au oz	Ag g/t	Ag oz	AuEq g/t	AuEq oz
2		4,085,900	3.99	524,100	31.93	4,194,900	4.19	550,100

*Please see appendix for notes to MRE



Favorable Metallurgy at Atlanta

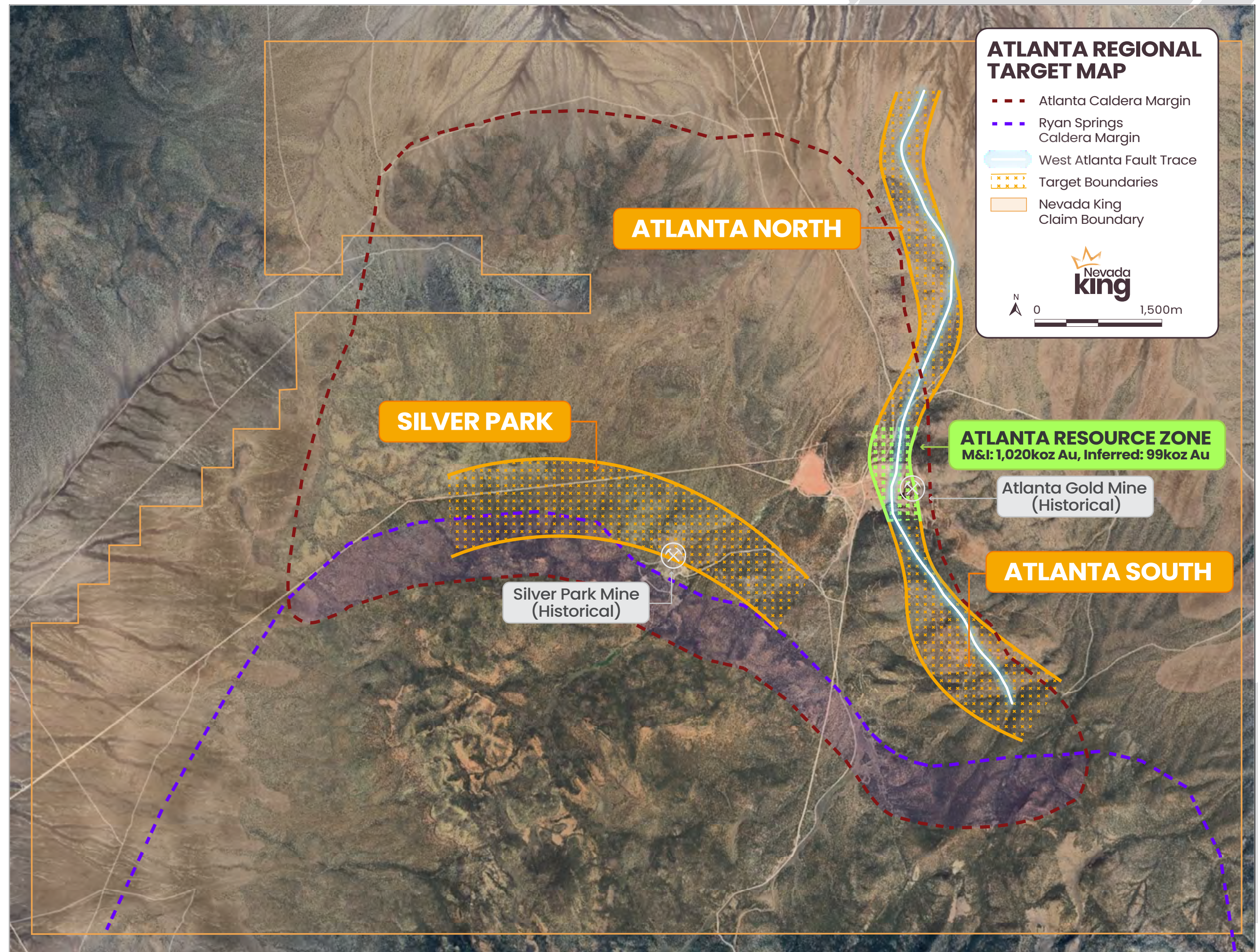


MATERIAL	GOLD EXTRACTION - MILLING (P80=75µM)	GOLD EXTRACTION - HEAP LEACH (P80=12.5 - 25MM)	SILVER EXTRACTION - MILLING (P80=75µM)
VOLCANICS (NON-SILICIFIED)	90.1% (2.71 g/t Au)	83.1% (2.56 g/t Au)	58.1% (25.0 g/t Au)
SILICIFIED VOLCANICS	86.1% (2.80 g/t Au)	55.9% (2.83 g/t Au) <i>Not suitable for heap leach</i>	28.2% (7.4 g/t Au)
SILICA BRECCIA (SBX)	87.7% (3.23 g/t Au)	Not Applicable	43.9% (26.0 g/t Au)
DOLOMITE	80.6% (0.32 g/t Au)	52.0% (0.30 g/t Au)	23.3% (23.2 g/t Au)

Phase III:

Regional Drilling and Looking for the Next Deposit

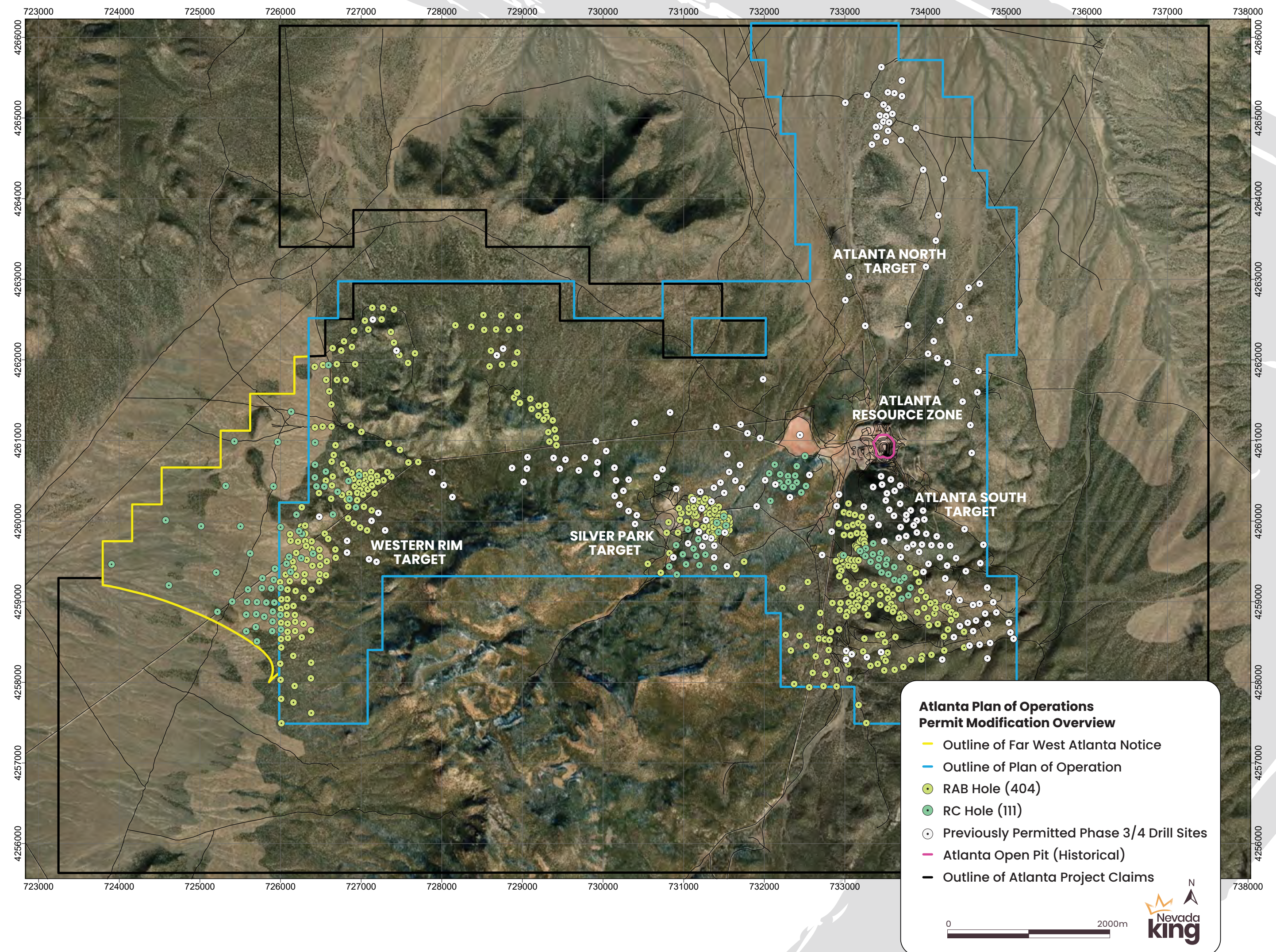
- The Company achieved its goal for the Phase III 30,000m regional exploration program, which was to find more shallow oxide gold deposits, and to develop a pipeline of targets for potential resource conversion.
- Multiple layers of geoscientific data, including CSAMT, drone magnetics, gravity, hyperspectral, geochemistry, and rock sampling, have recently been analyzed through machine learning, generating an internally ranked pipeline of early-stage targets, and Phase 4 exploration will prioritize the highest-ranked areas.
- Above cut-off grade mineralization was found at all three major regional targets of Silver Park (2km from Atlanta Resource Zone), Atlanta South (2km from ARZ), and Atlanta North (4km from ARZ).



Phase IV:

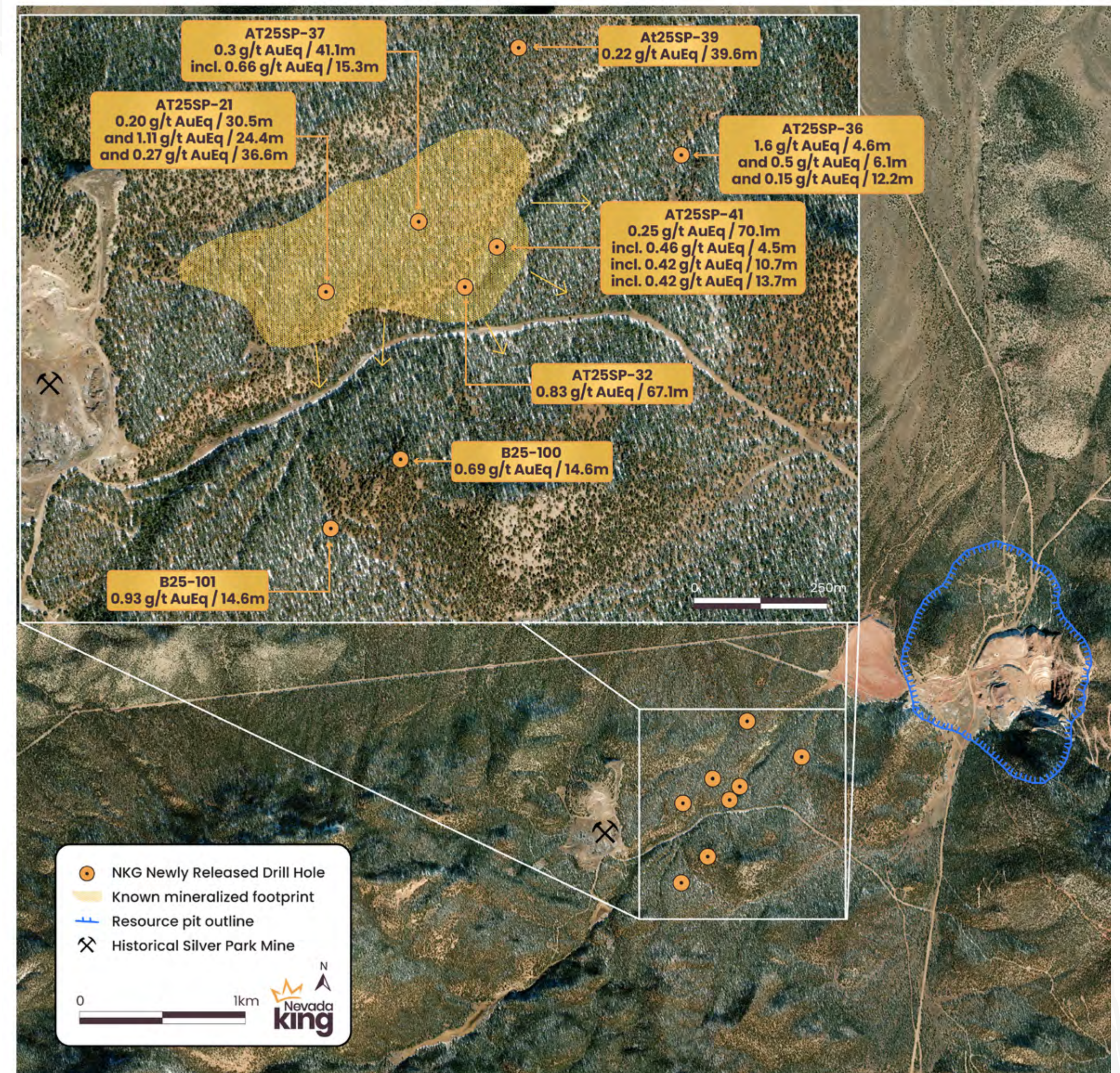
Advancing the Pipeline of Targets Towards Resource Conversion

- The Phase 4 drill program was doubled to 40,000m and is designed to continue our systematic process of testing for higher concentrations of gold around the caldera margin and specifically:
 1. Identifying new near-surface oxide zones;
 2. Testing structural controls and vectoring toward higher grade domains; and
 3. Advancing successful targets into infill and resource definition drilling.
- In addition to the 40,000m of RC drilling, Phase 4 will also continue to use a RAB drill to test earlier stage, and shallow targets. The focus will remain on Silver Park, Western Rim, Atlanta South, and Atlanta North, with metreage allocated based on drilling success.



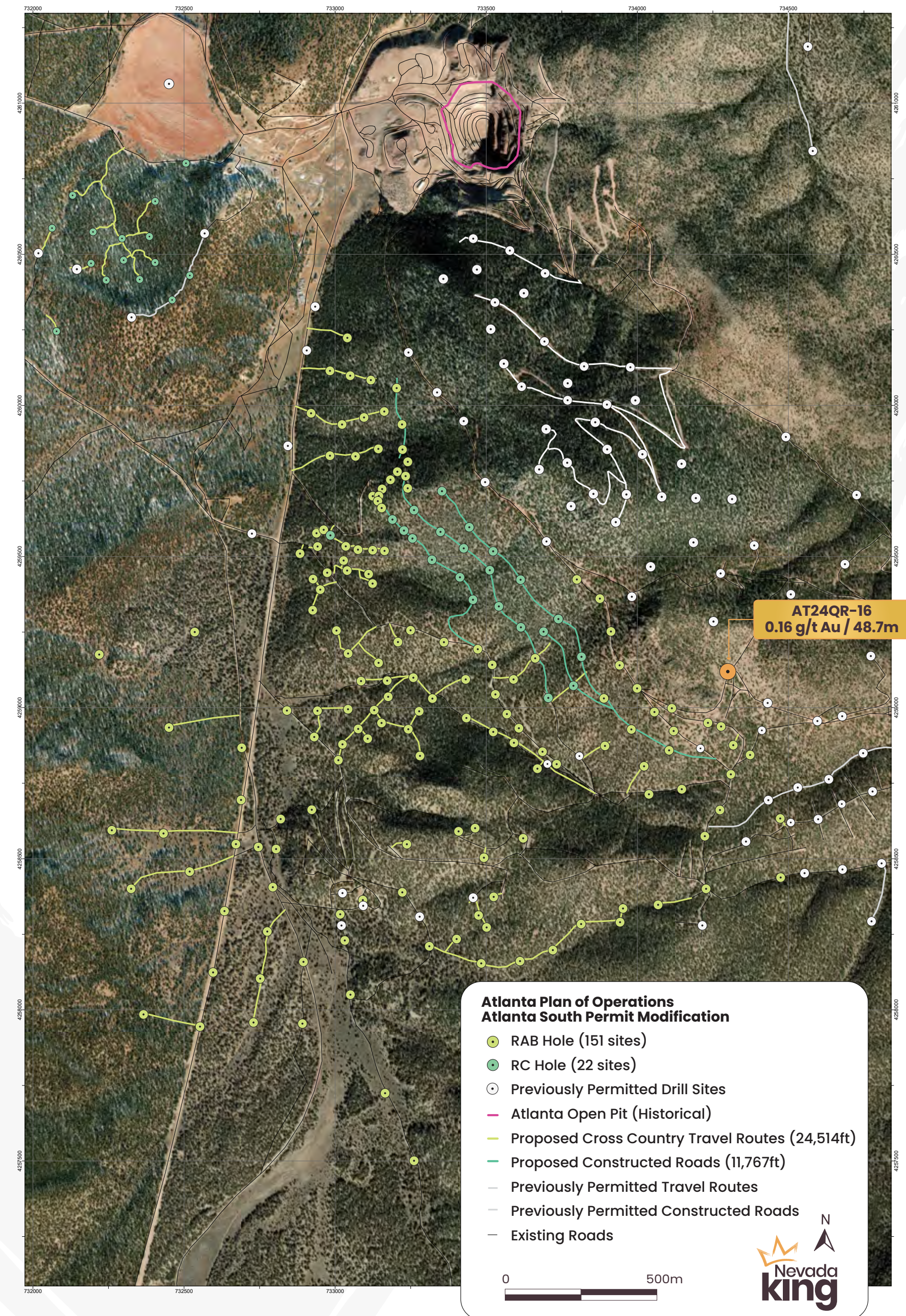
Silver Park: The Other Half of the Atlanta Deposit?

- The historical Silver Park mine also sits on patented claims, and drilling has confirmed a strong geological and geochemical connection with the ARZ, with both areas mineralized along the same unconformity, from the same hydrothermal event, and within the same host rocks, increasing the potential for another Atlanta-style deposit to be found at Silver Park.
- Phase 4 drilling at SPE will further define the existing 500m x 300m mineralized zone, test cross-cutting structures for potential higher grades, evaluate continuity sufficient for a potential inferred resource, and expand drilling to the south and east where additional mineralization has been identified.



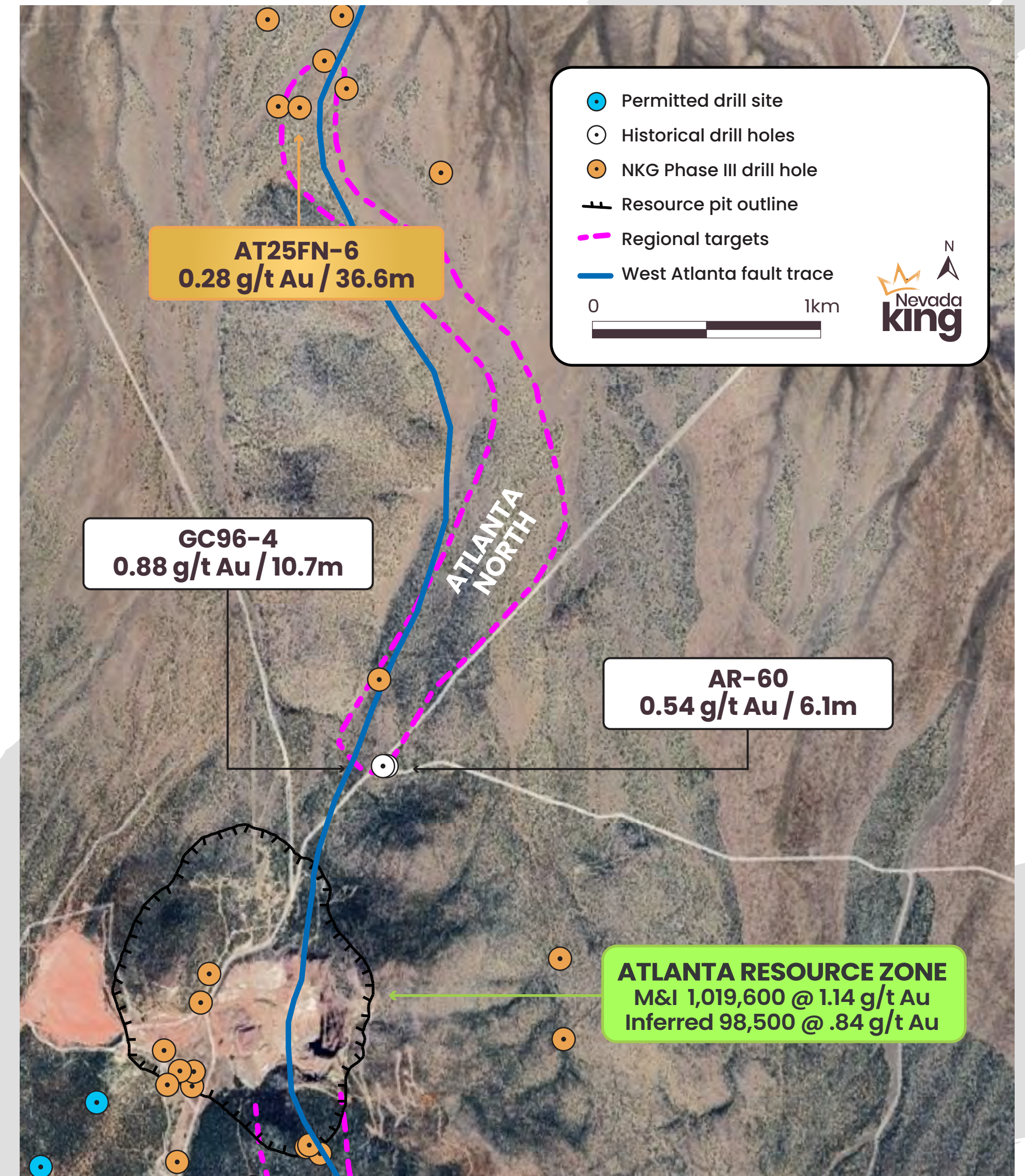
Atlanta South: Potential for a Large Carlin Type Deposit

- Mineralization intercepted in Phase 3 is hosted within Pogonip Limestone, a key host for Carlin-type gold in Nevada, and is associated with the highest arsenic values measured on the property to date, further evidence for a new deposit type at Atlanta.
- Pogonip Limestone hosts several large Carlin-type gold deposits in Nevada, including Archimedes (5.4moz) and Long Canyon (2.0moz).
- Phase 4 drilling aims to refine vectors toward stronger mineralization using the expanded geologic and geochemical dataset gained through Phase 3.



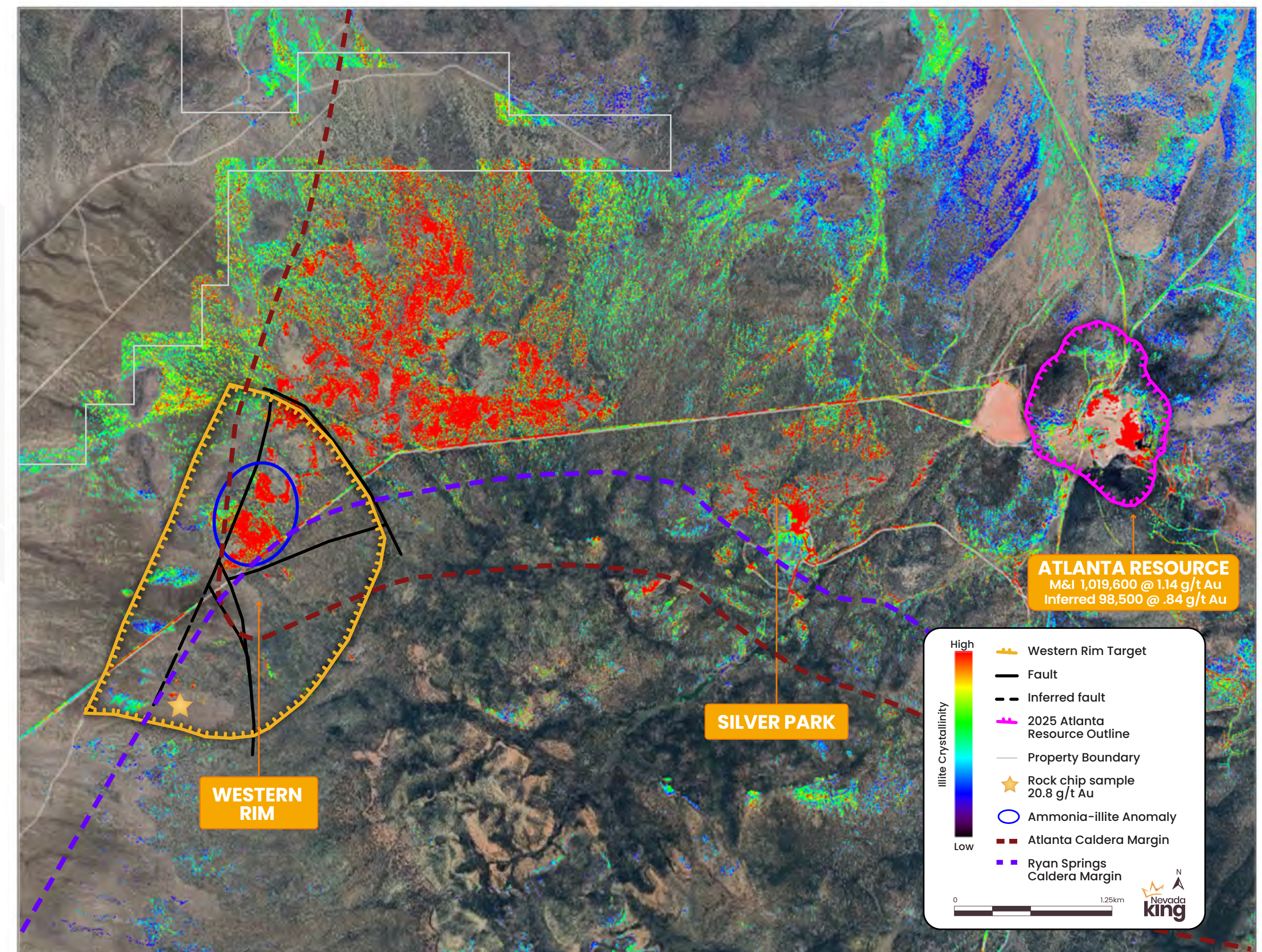
Atlanta North: An Emerging Shallow Target

- Atlanta North is the newest target added to the pipeline of exploration areas to be advanced, and hole AT25FN-6 intercepted 0.28 g/t Au over 37m at 37m depth, located 4km north of the ARZ.
- Shallow, thick, oxide mineralization, above heap leach cut-off has been discovered in a previously unexplored area that was just staked by the Company in 2022.
- This drill hole is located along the West Atlanta Fault which is the mineralizing fault of the ARZ and creates a 3km untested gap between historical holes.



Western Rim: Early Indications of a Potentially Large Gold System

- Western Rim represents a large-scale early-stage opportunity characterized by multidirectional quartz veins hosting Au–Ag–As–Mo mineralization traced over approximately 2.5km, with individual veins extending up to 1km.
- Rock chip sampling has returned grades up to 20.8 g/t Au.
- Additional geophysical surveys will be completed in advance of drilling while applying for a Plan of Operations modification to expand access to the target area.



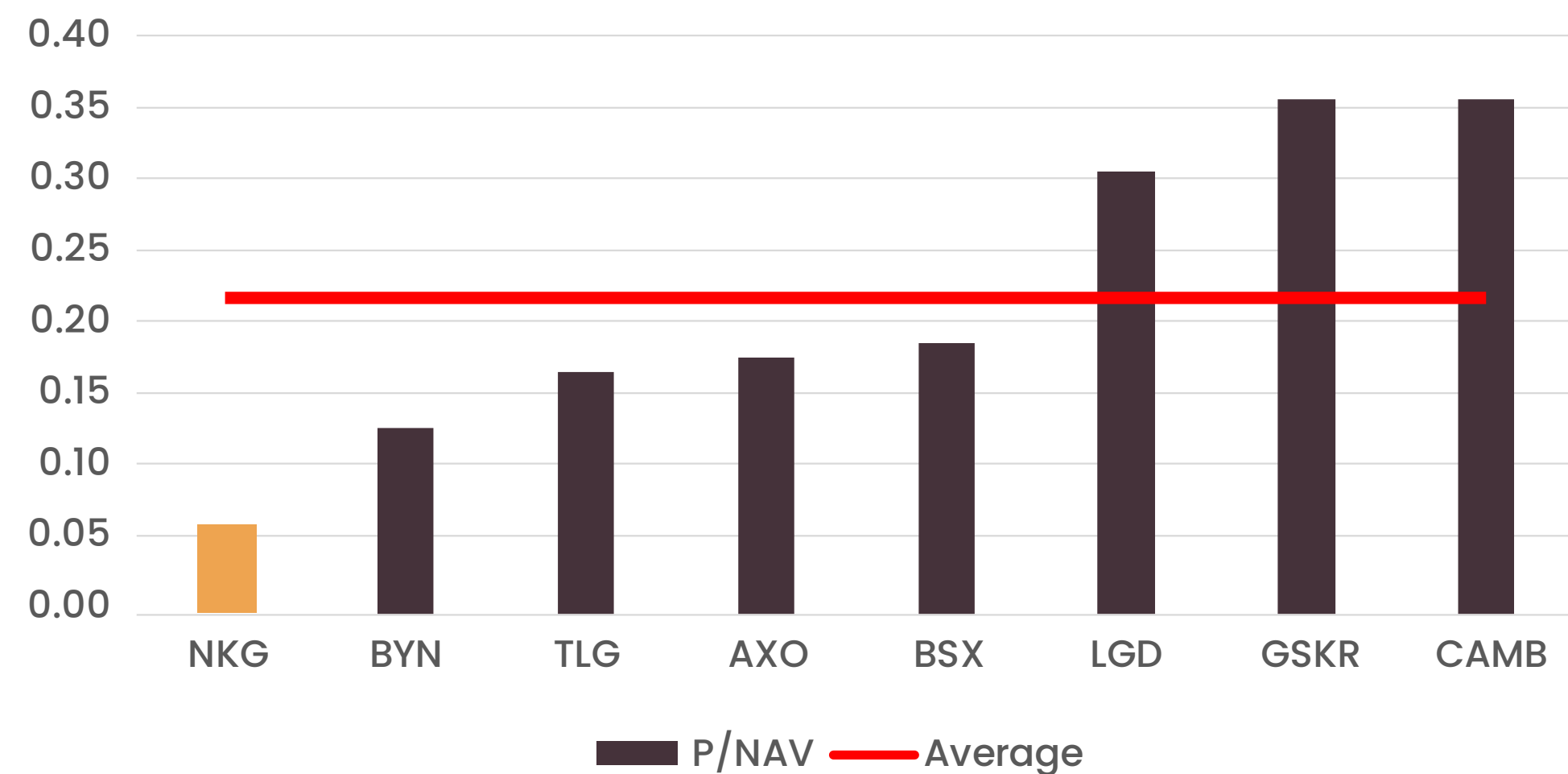
The Value of an Oxide Gold Deposit in Nevada

COMPANY	PROJECT	RESOURCE	M OZ	GRADE g/t	YEAR ACQUIRED	VALUE (USD)	VALUE/OZ
Corvus Gold Inc.	Mother Lode/North Bullfrog	M&I	3.66	0.77	2021	\$370M	\$87
		Inferred	0.58	0.31			
Waterton Global Inc.	Goldfield	M&I	0.17	0.71	2022	\$207M	\$690
		Inferred	0.13	0.51			
Coeur Mining Inc.	Sterling	M&I	Nil	Nil	2022	\$200M	\$220
		Inferred	0.91	0.86			
Gold Standard Ventures Corp.	South Railroad	M&I	1.78	0.73	2022	\$186M	\$74
		Inferred	0.72	1.01			
Augusta Gold Corp.	Reward/Bullfrog	M&I	1.636	0.59	2025	\$145M	\$76
		Inferred	0.285	0.50			
Average		M&I	1.81	0.70			\$229
		Inferred	0.53	0.64			
Nevada King	Atlanta	M&I	1.02	1.14		\$59M	\$53
		Inferred	0.1	0.84			

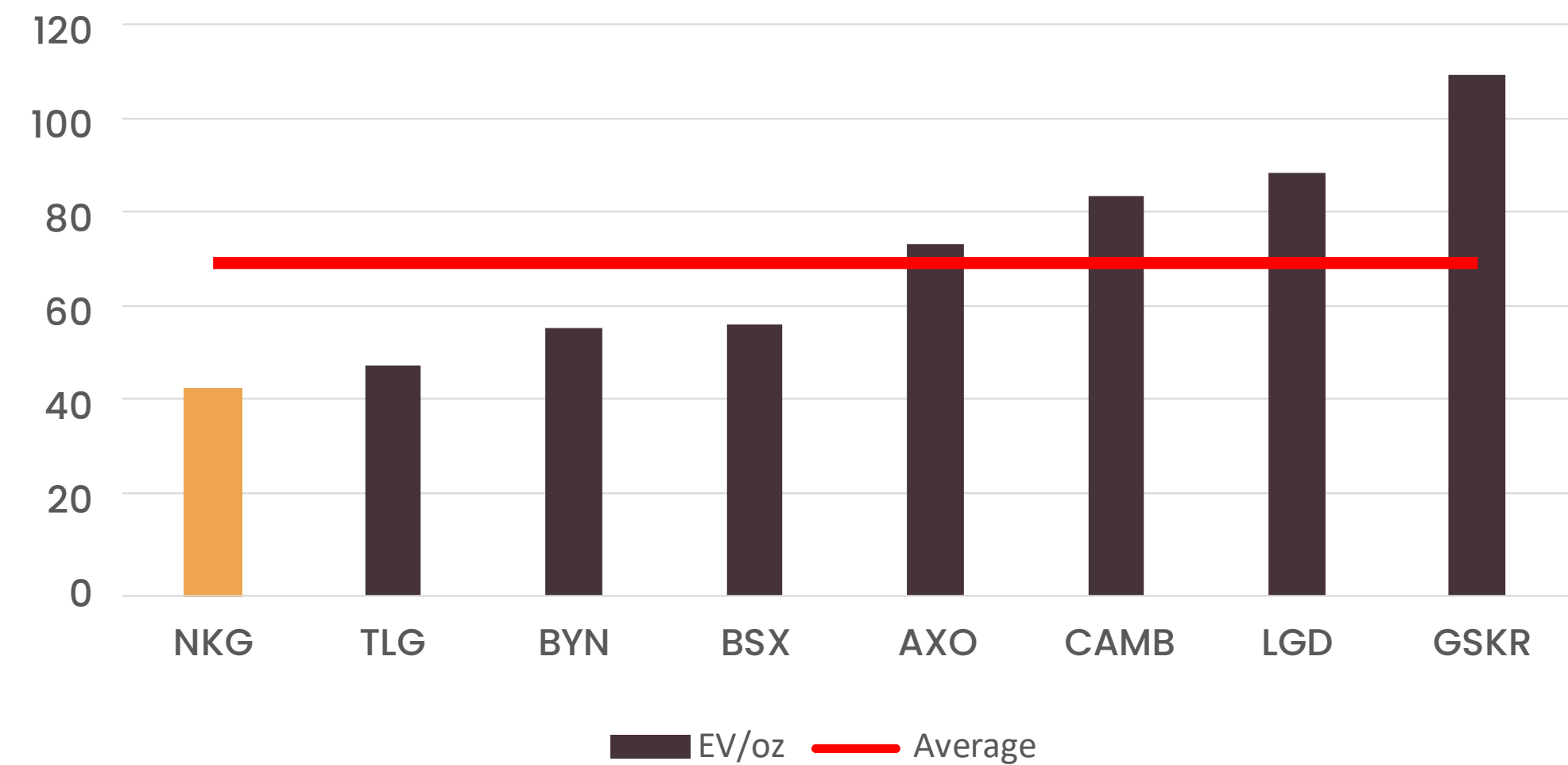
Nevada King's ounces are trading at an 77% discount to recent acquisitions of oxide gold projects in Nevada despite having an M&I grade that is 64% higher.

Attractive Valuation and Entry Point

Gold Developers P/NAV



Gold Developers EV/oz



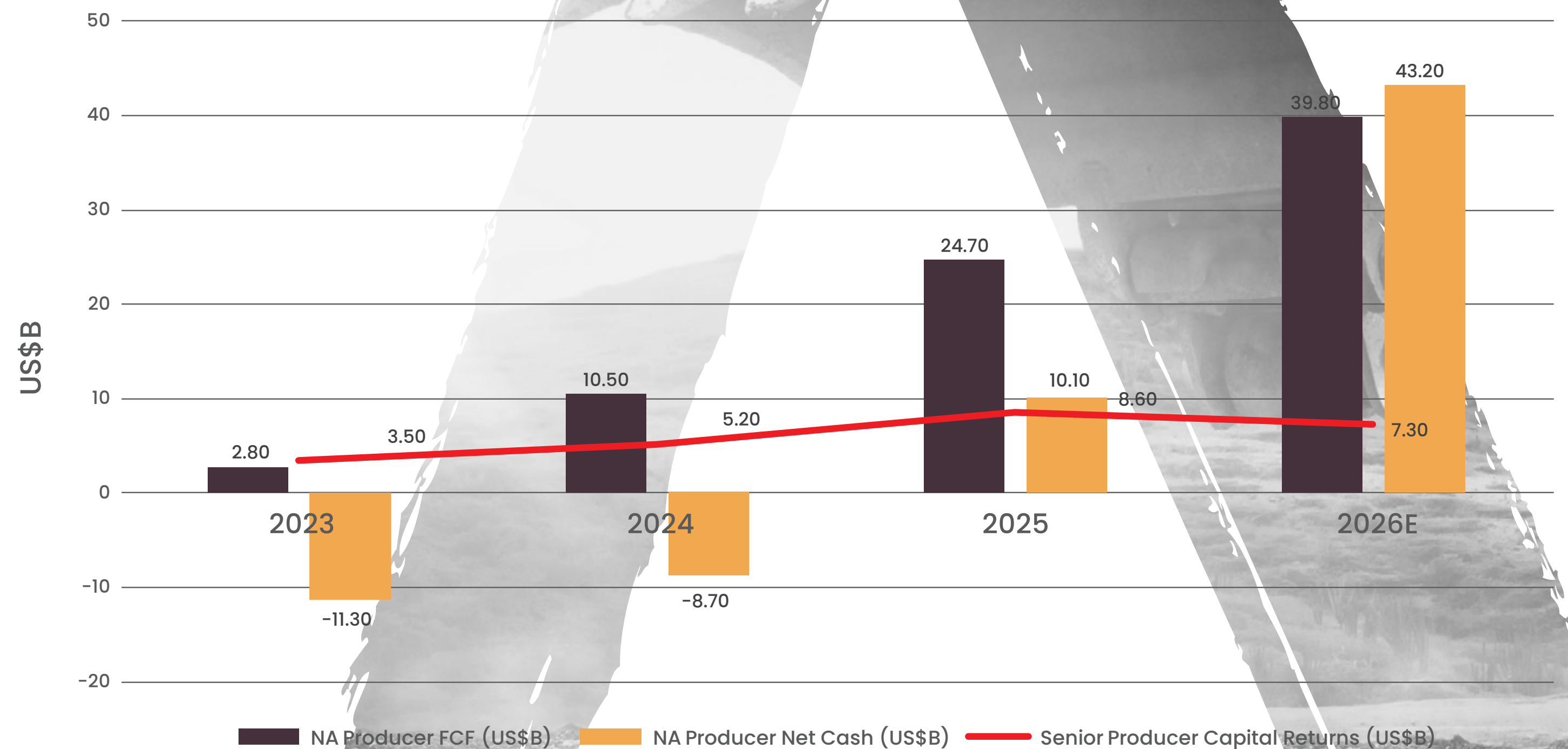
NKG is trading at a 73% discount to peers on P/NAV and a 38% discount on an EV/oz basis.

* Valuation data from Desjardins Capital Markets as of June 8, 2026

Producer FCF to drive M&A

- The North American gold sector will generate US\$40B in FCF in 2026 and will end the year with US\$43B in net cash.
- Dividends and share buy-backs are forecasted to have peaked in 2025.
- M&A is expected to increase with a higher scarcity premium for developers in top jurisdictions.
- Recent premiums to acquire high quality developers have ranged from 46% to 79%.

Source: Canaccord Genuity Capital Markets



Share Structure

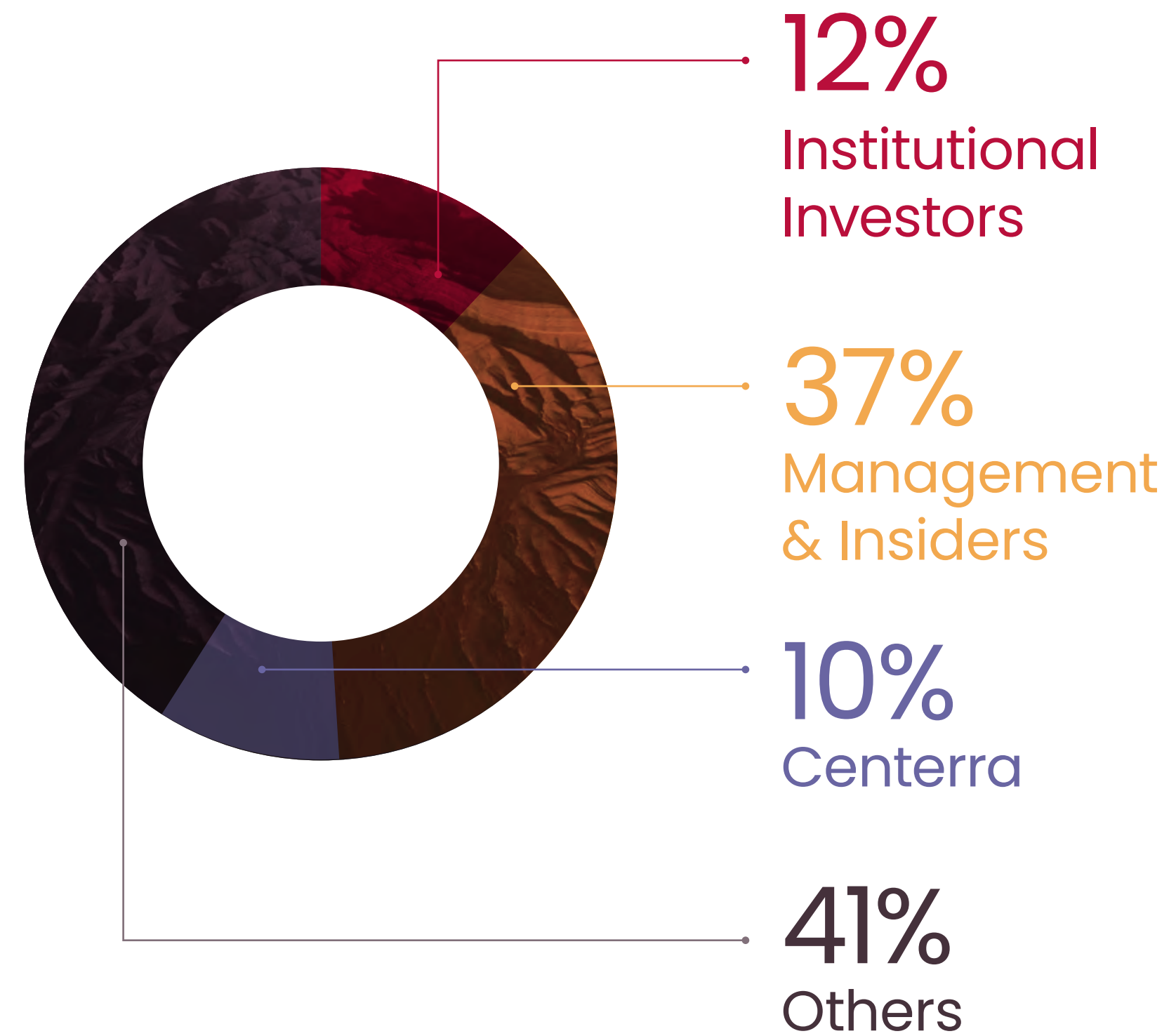
Shares Outstanding
100,366,913

Options
4,608,000

Fully Diluted Shares Outstanding
104,974,913

Market Cap
C\$80M

Share Price
C\$0.80



Institutional Shareholders



Analyst Coverage



Allison Carson
allison.carson@desjardins.com
(437) 446-0673

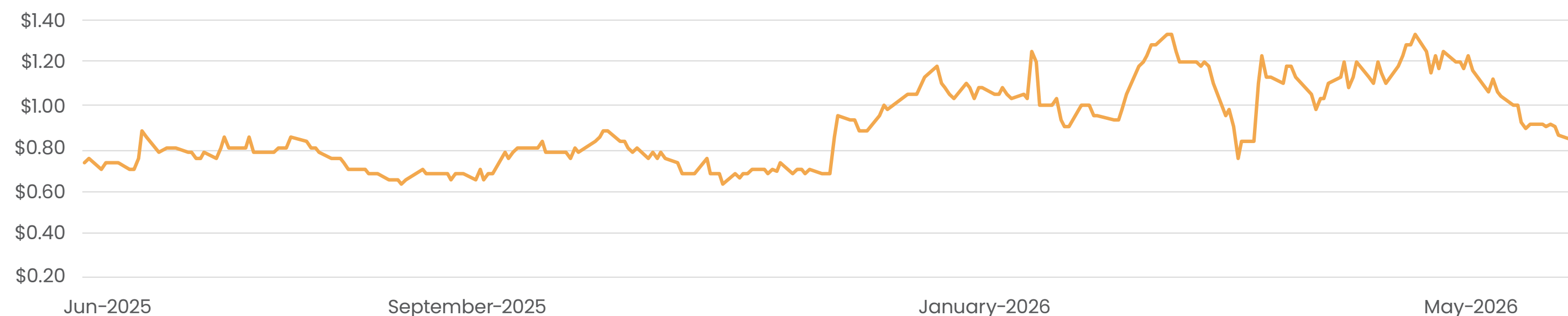
Desjardins: Target speculative buy C\$4.00




Ben Pirie
bpirie@atriumresearch.ca
(647) 688-9661

Atrium: Target Speculative buy C\$2.00

TSX-V: NKG



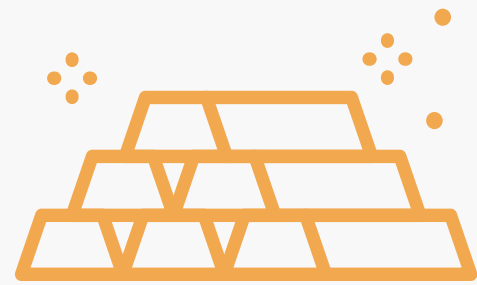


"I think the juniors generally do better exploration than the majors per dollar spent...they won't get that many geos on the ground drilling holes, and that's what you need to do to make discoveries."

*I want high quality risk.
I'm looking for the best exploration teams."*

Neil Adshead of Cupel Advisory and
Investment Advisor to Centerra Gold

The Hallmarks of a Large Gold System




INTRUSIVE

Atlanta is an intrusive dominated system. These systems can generate multi-million ounce gold systems, such as Round Mountain (see appendix).



BONANZA GOLD

Atlanta is now known to generate very high-grade gold and silver and over a large footprint, exhibiting the strength of the mineralizing events that formed the system.




OXIDE

Atlanta is unique in that the majority of all gold encountered to date is heavily oxidized, including mineralization found at depth.



THICK BEDS

Intercepts exceeding 150m in thickness have been hit at Atlanta and across multiple host rocks, demonstrating a large host for gold.





John Sclodnick

CEO

john@nevadaking.ca

nevadaking.ca

TSX-V: NKG | OTCQB: NKGFF



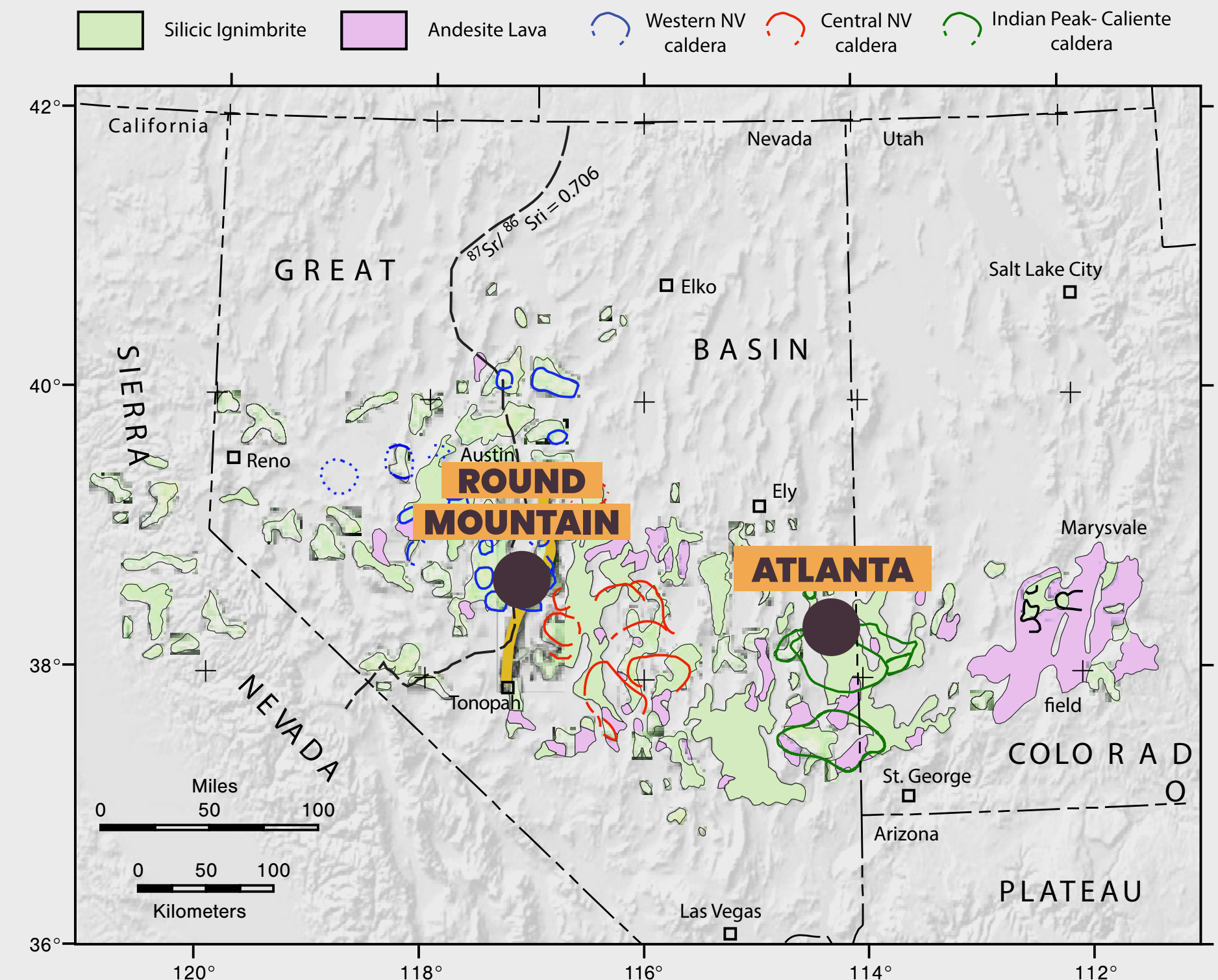
NEVADA KING
APPENDIX

Notes to the MRE

1. The Mineral Resources have been prepared by Jeff Bickel, C.P.G. of RESPEC (formerly Mine Development Associates) in conformity with CIM "Estimation of Mineral Resource and Mineral Reserves Best Practices" guidelines and are reported in accordance with the Canadian Securities Administrators NI 43-101. Mineral Resources are not Mineral Reserves and do not have demonstrated economic viability. There is no certainty that all Mineral Resources will be converted into Mineral Reserves.
2. The project mineral resources are estimated using a variable gold equivalent (AuEq) cut-off grade. Gold Equivalent (AuEq) equation: $AuEq = (US\$2,200/oz Au / US\$25/oz Ag) * (Gold Recovery / Silver Recovery)$. Gold and Silver Recoveries were variable based on grade and material type (See table below for recovery equations).
3. Heap leach material cut-off grade of 0.14 g/t AuEq, heap leach dump/pad material cut-off grade of 0.14 g/t AuEq, mill material cross over-grade of 2.34 g/t AuEq, and mill breccia material cut-off grade of 0.33 g/t AuEq within an optimized pit.
4. Mineral Resources within the optimized pit with a slope angle of 45 degrees.
5. Additional inputs for Whittle pit-optimization include: mining costs of US\$2.17/tonne mined; remaining costs of US\$1.63/tonne mined for dump/pad material; heap leach costs of US\$3.28/tonne processed, milling costs of US\$13.53/tonne processed, and general and administrative costs of US\$0.96/tonne processed.
6. The reported MRE have been constrained within optimized pit shells using a gold price of US\$2,200/oz Au and a silver price of US\$23.91/oz Ag. These metal prices, as well as the metal recoveries summarized below, were used to calculate cut-off grades and contained ounces.
7. The MRE is based on 93,461.5m in 468 drill holes, with 76,933.8m in 407 holes drilled by Nevada King from 2020-2024 and the remainder by previous operators between 1997-2015.
8. A technical report on the MRE will be prepared in accordance with NI 43-101 and will be filed within 45 days of this news release on Nevada King's issuer profile on SEDAR+ at www.sedarplus.ca.
9. This MRE has an effective date of September 6, 2024.
10. Rounding may result in apparent discrepancies between tonnes, grade, and contained metal content.

Round Mountain Analogy

- Round Mountain is a major open pit gold producer operated by Kinross Gold Corp. with a 23.6 Moz Au endowment.*
- Both Atlanta and Round Mountain were discovered around 1905 and are unique due to the fact neither are located on any major Au trends in Nevada. Instead, both deposits are associated with a major volcanic event that travelled east from Central Nevada, through Atlanta, and into Western Utah.
- Age of mineralization is roughly 26.5 Ma at Round Mountain with Atlanta's mineralizing event estimated around 29 Ma giving 2.5 (+/-) Ma between both events, which is very close on a geologic time scale.
- Gold at Round Mountain exists within a buried caldera system that was previously covered by alluvium and volcanic sediments. This environment describes much of the Atlanta District and the opportunities for nested calderas to be buried by subsequent younger volcanic events and erosion throughout the property.
- The geologic setting for both mines is similar in that they occur along the periphery of a large collapsed caldera. Round Mountain's host rocks are Oligocene tuffs, Paleozoic metasedimentary basement rocks, and the Round Mountain Granite. Atlanta geology hosts numerous packages of ash-flow tuffs, lacustrine volcanic sediments, welded tuffs, and fragmented carapace domes with intermediate to felsic volcanics and intrusive rock.

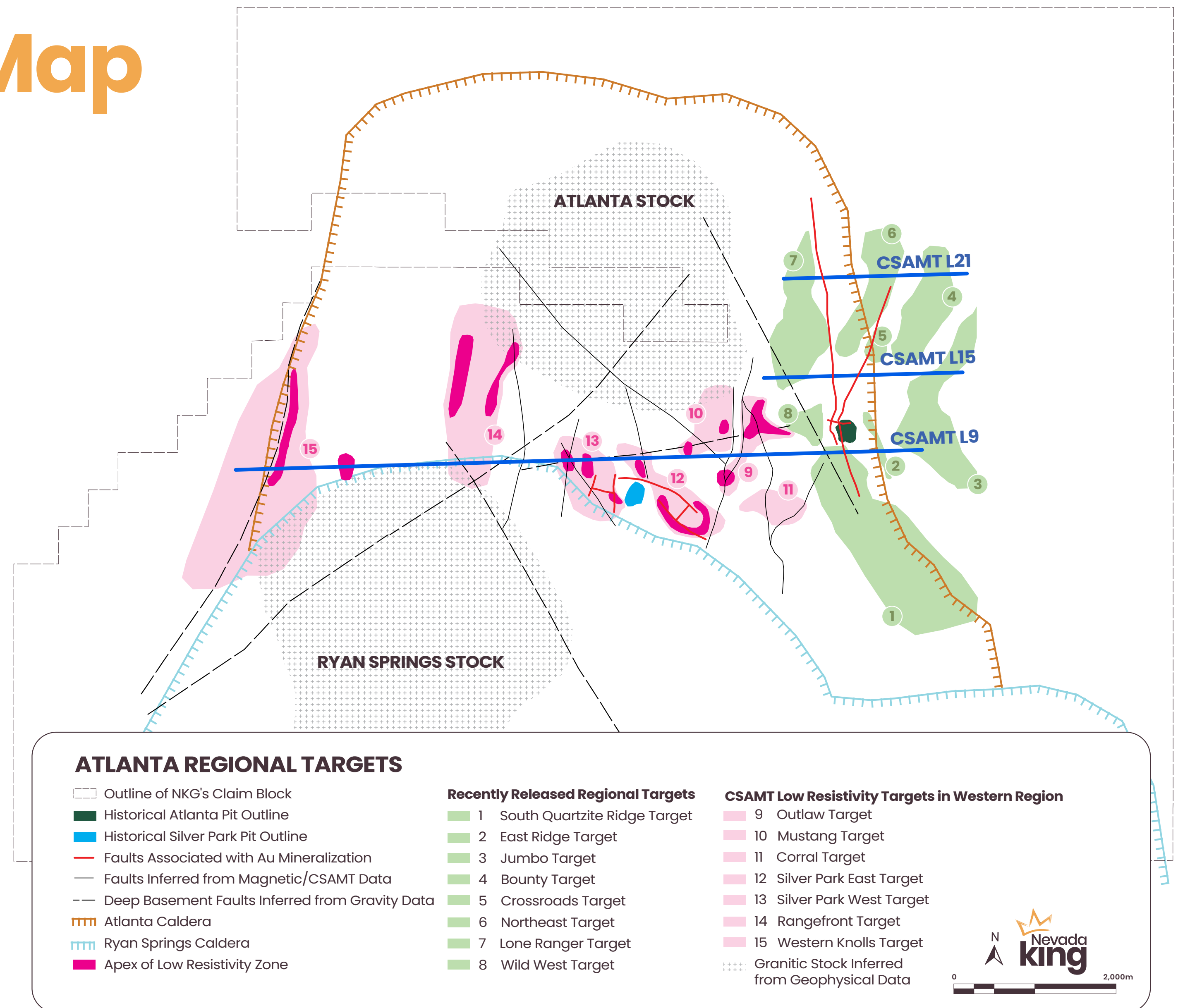


*Sources: <https://www.sci.news/geology/science-supervolcanoes-utah-nevada-01612.html>
 Nevada Division of Minerals (NDOM) website and Kinross Annual Reports, 12/31/2023:
 Au: 16.772 Moz Production + 6.881 Moz Reserves/Resources = 23.653 Moz total Au endowment
 Ag: 21.128 Moz Production + 1.118 Moz Reserves/Resources = 22.246 Moz total Ag endowment

Regional Target Map

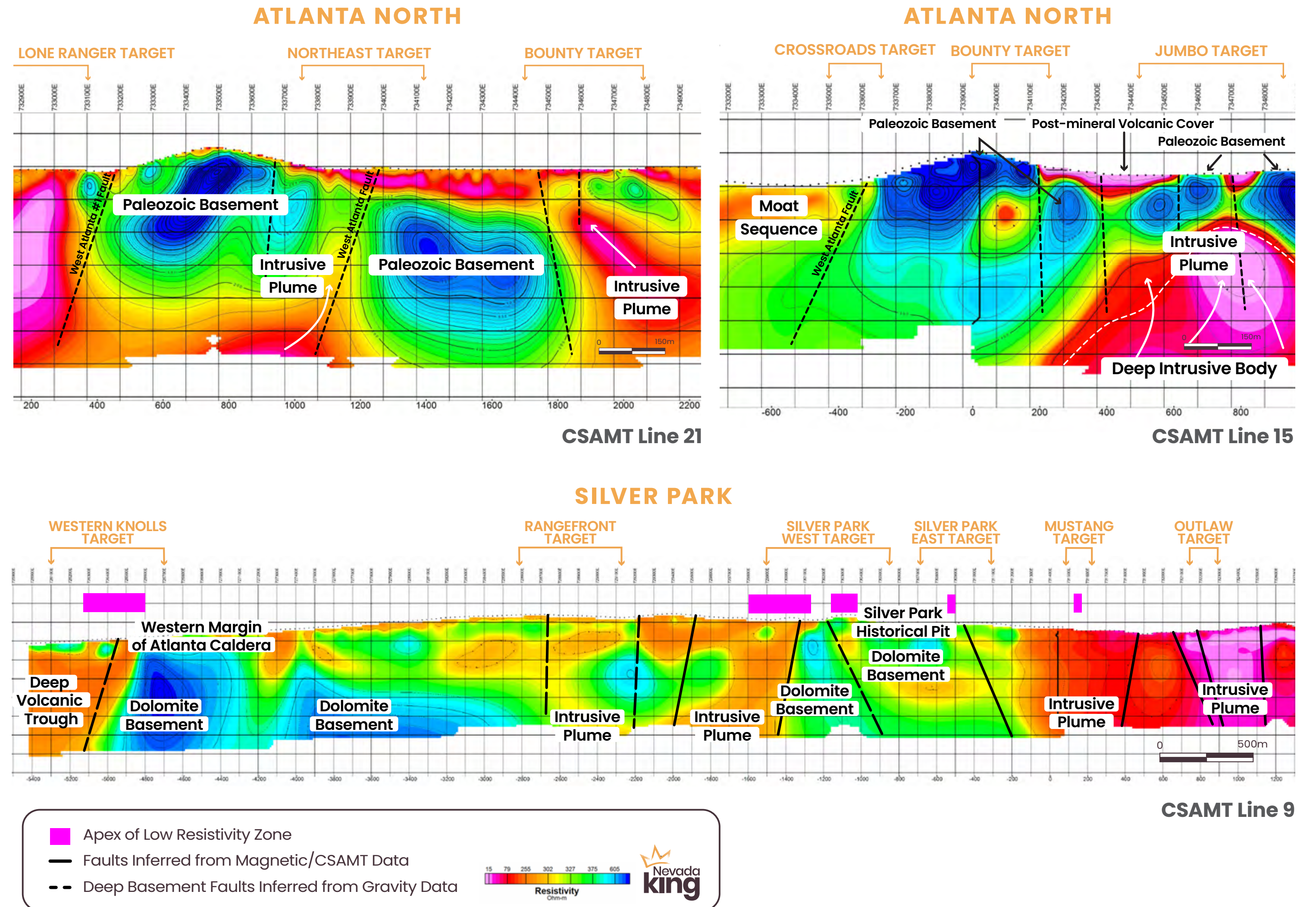
Permitting is underway for the Company's planned Phase III regional exploration program. Details of the program include:

- 80 proposed drill sites.
- 15 large regional targets with many individual targets within each region.
- Potential for multiple styles of mineralization and deposit types.
- Regional targets developed from geophysical data (gravity, CSAMT, magnetics) and field reconnaissance sampling/mapping.



Regional Targets - CSAMT

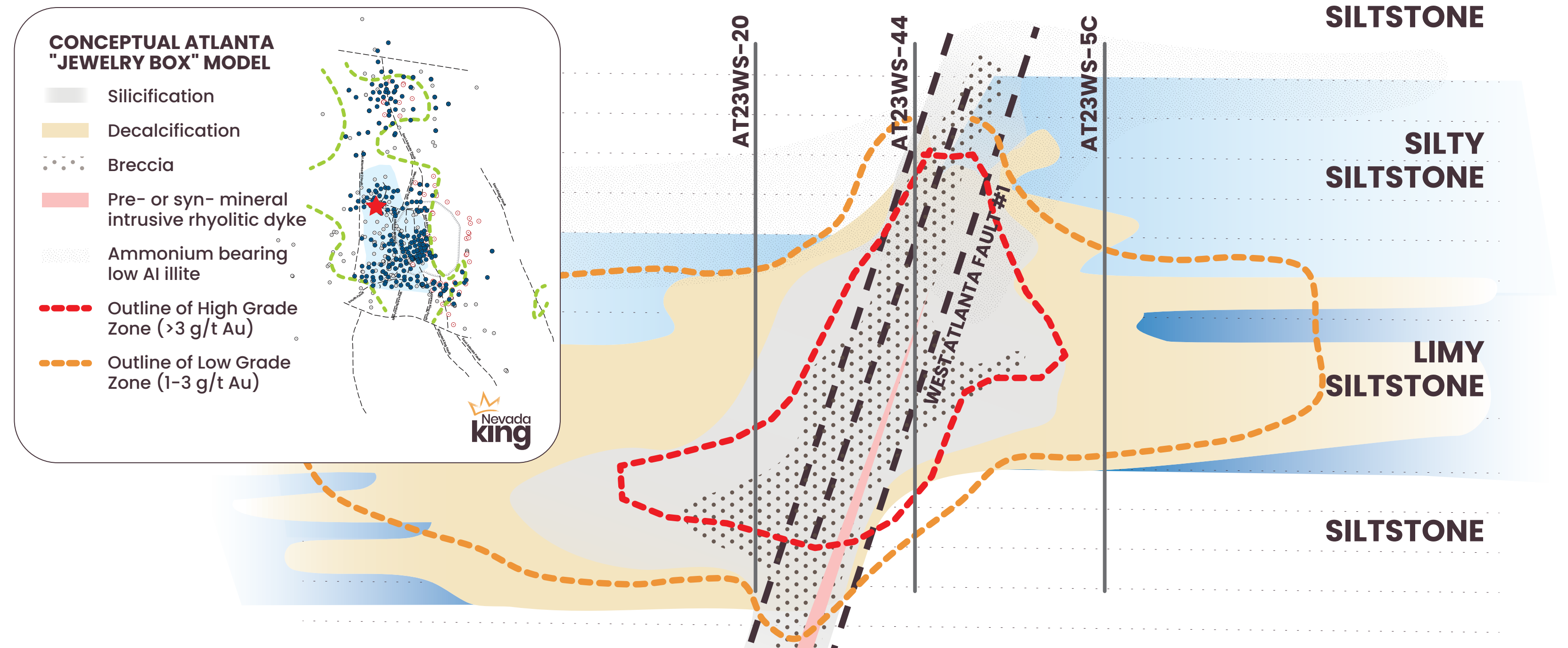
- High priority regional targets occur where intrusive bodies coincide with major basement faults potentially responsible for channeling gold-bearing fluids up toward the paleo-surface. These targets are buried, covered by barren massive dolomite, post-mineral volcanics, and alluvium.
- The Atlanta resource zone is an example of an intrusive plume that broke through the basement and CSAMT data reveals other such breakthrough points are scattered across the district.



Discovery of a Bonanza Grade Jewelry Box

In October 2023, the Company announced a bonanza grade oxide gold intercept with **11.64 g/t Au over 108.3M, including 37.16 g/t Au over 29M in hole AT23WS-44.**

- Hole 20 was drilled 20m west of hole 44 and intercepted **3.04g/t Au over 61.1m**, while hole 5C intercepted **1.08g/t Au over 112.7m**.
- The Company's new geological model supports the presence of very high-grade zones or 'jewelry boxes' that can occur at the juncture between sub-vertical feeder zones and flat-lying horizons of replacement-type (Carlin-type) mineralization.
- The Company is following up on these discoveries while also targeting other high-angle feeders across the project to identify additional jewelry boxes.



Conceptual cross section across high-grade feeder zone hit in AT23WS-44 utilizing a well known, generalized Carlin-type geological model. Gold is preferentially deposited within the 70m to 100m thick replacement horizon consisting of receptive carbonate beds, while the high-grade core forms around the structural intersection of this near-horizontal replacement horizon with the West Atlanta Fault #1 that served as the feeder structure that channeled mineralizing fluids into the receptive horizon.